

ILLINOIS DEPARTMENT OF NATURAL RESOURCES

DIVISION OF WILDLIFE RESOURCES

WATERFOWL PROGRAM

PERIODIC REPORT NO. 95

29 June 1998

ILLINOIS WATERFOWL HARVEST, HUNTER ACTIVITY, AND ATTITUDES TOWARD YOUTH WATERFOWL HUNTING DAY, QUALITY HUNTING, AND DUCK/GOOSE REGULATIONS, PLUS SEX/AGE OF HUNTERS, 1996-97 SEASON

William L. Anderson, Investigations and Surveys Program^a
Raymond M. Marshalla, Waterfowl Program Manager
Richard M. Whitton, Waterfowl Program Manager
Daniel J. Holm, Waterfowl Project Manager

Abstract: Purchasers of the previous year's (1995) Illinois Migratory Waterfowl Stamp were sampled via mail questionnaire to obtain information on waterfowl harvest, hunter activity, and attitudes toward selected issues, during the 1996 season (62,417 stamps were sold in 1996). Of 2,741 respondents (69% response), 478 (17%) did not purchase a stamp again in 1996. Thus, the sample size was reduced to 2,263 respondents, 88% of which hunted waterfowl in Illinois in 1996-97. Eighty-eight percent of these waterfowl stamp purchasers also purchased a 1996 Illinois Habitat Stamp. An estimated 56,956 hunters (3% more than in 1995) expended 836,793 days afield (5% less than in 1995) and harvested 376,248 waterfowl (25% less than in 1995). The ratio of duck hunters to goose hunters was 1.20:1 in 1996-97. During the September teal season, 8,964 hunters spent 22,825 days afield and harvested 11,565 teal (41% less than in 1995). On Youth Waterfowl Hunting Day, 2,749 adults took 4,353 youths afield, and 3,171 ducks and 230 coots were harvested. During the regular duck season (50 days), 44,219 hunters expended 460,517 days afield and harvested 284,525 ducks (25% less than in 1995) and 3,286 coots. Among duck hunters, 41% used private areas, 27% used public areas, and 32% used both types of areas. During the experimental early September Canada goose season, held in the North and Northeastern Zones, 3,902 hunters spent 10,185 days afield and harvested 2,924 Canada geese. During the regular goose season, 36,582 hunters devoted 339,253 days afield to harvest 65,854 Canada geese (29% less than in 1995) and 4,939 other geese. The Canada goose harvest included 25,041 taken in the Southern Illinois Quota Zone, 5,028 taken in the Rend Lake Quota Zone, 6,210 taken in North Quota Zone Counties, and 13,090 taken in Central Quota Zone Counties, which collectively accounted for 75% of the statewide harvest. The estimated Canada goose harvest in the North and Central Quota Zone Counties was 32% less than the harvest recorded for these counties via the phone-in monitoring system. Statewide, 57% of the goose hunters used private areas, 10% used public areas, and 33% used both

^aIllinois Natural History Survey.

types of areas. Among goose hunters, 7,575 (21%) hunted (or planned to hunt) snow geese during the late (to March 10) season in Illinois. The harvests of Canada geese and snow geese are presented by county, zone, and region in Appendix A.

Majorities (>50%) of duck hunters thought the Youth Waterfowl Hunting day was a good idea and believed the dates for the regular duck season were about right. However, duck hunters did not support the concept of having split duck seasons in Illinois. Majorities of both duck hunters and goose hunters preferred quality hunting over quantity hunting. Majorities of goose hunters were supportive of the early September Canada goose season, and preferred a 50-day season with 2 Canada geese to a 70-day season with 1 Canada goose. Illinois waterfowl hunters were 98.5% male and averaged 42 years of age following the 1996 season.

The purpose of this study was to collect information via mail questionnaire from a systematic sample of waterfowl hunters in Illinois following the 1996-97 hunting season. Data were obtained for waterfowl harvest, hunter activity, and attitudes of hunters toward selected hunting regulations and other subjects. The questionnaire used for the 1996-97 season (Fig. 1) was similar to those employed in previous years (Anderson 1983, 1984, 1985, 1986, 1987, 1988, and 1989; Anderson and Williamson 1990, 1991, 1992, 1993, 1994; Anderson et al. 1995, 1996, 1997).

METHODS AND MATERIALS

The mailing list for the 1996-97 questionnaire was compiled by systematically selecting stubs from the sales of 39,947 of the previous year's (1995) Illinois Migratory Waterfowl Stamps. The stamps were printed with matching (i.e., same I.D. numbers) stubs attached. Vendors were instructed to write each stamp purchaser's name and mailing address on the stub, and to return the stubs to the Department of Natural Resources (DNR) Permit

Office in Springfield. Persons on the mailing list were notified via letter postmarked 25 October 1996 that they would receive a questionnaire at the close of the hunting season. The notice included a form for keeping records of hunting activity and waterfowl harvested (Fig. 2).

Methods used to mail the 1996-97 Illinois Waterfowl Hunter Survey questionnaire and to process data from returned questionnaires were similar to those employed in previous years (Anderson 1983). On 24 January 1997, the questionnaire and a cover letter (Figs. 1 and 3) were mailed to 3,974 purchasers (3,469 residents and 505 non-residents) of the Illinois Migratory Waterfowl Stamp. Non-respondents were mailed 2nd and 3rd copies of the questionnaire and accompanying letters (Figs. 4 and 5) on 7 March and again on 16 April, respectively. As of 5 June 1997, 2,741 usable questionnaires were returned for a response rate of 69%. In 1986-1995, when the mailing lists were comparable to the 1996-97 list, response rates were 68-75%.

Procedures used to estimate numbers of hunters, days afield, waterfowl harvested, cripples lost, and confidence intervals were as described in the final report for the 1984 survey (Anderson 1986), with the following exceptions. The adjustment factors for stamp-exempt hunters were changed from 1.182 to 1.085 for duck hunters, from 1.218 to 1.087 for goose hunters, and from 1.200 to 1.086 for all waterfowl hunters (Anderson 1986:7). These changes were necessary because, beginning in 1994, senior (≥ 65 years) hunters were no longer exempt from purchasing the Illinois Migratory Waterfowl Stamp. The adjustment factors accounted for

the number of stamp-exempt hunters relative to the number of stamp-purchasing hunters. Thus, the latter covered hunters 16-64 years of age in 1981-1993 and hunters ≥ 16 years (i.e., included seniors) in 1994-1996. The 1996-97 estimates of waterfowl harvest and hunter activity were based on a sales of 62,417 of the 1996 Illinois Migratory Waterfowl Stamps.

SEASON LENGTHS AND BAG LIMITS

Illinois' early teal season took place on 7-15 September 1996, and the daily bag limit was any aggregate of 4 blue-winged or green-winged teal. Legal shooting hours were from sunrise to sunset.

The U.S. Fish and Wildlife Service (FWS) allowed the states to have a special "Youth Waterfowl Hunting Day" in 1996. The day selected had to occur on a weekend or holiday, and it had to be outside the regular duck season. Youths ≤ 15 years of age could participate, provided they were accompanied by an adult at least 18 years old. The bag limit (ducks, mergansers, and coots) was the same as that in effect during the regular duck season. Goose hunting was not allowed. Illinois' youth hunt occurred 7 days prior to the opening of the regular duck season: October 5 in the North Zone, October 19 in the Central Zone, and November 2 in the South Zone.

The regular duck season was 50 days in length in 1996, and the bag limit was 5 ducks (4 mallards) per day using the Conventional System. Legal shooting time was 1/2 hour before sunrise to sunset (Fig. 6). Except for changing the bag limit

for redheads from 1 to 2, Illinois' duck hunting regulations did not change from 1995 to 1996.

The early September Canada goose season was offered in 9 counties (Cook, DuPage, Grundy, Kane, Kendall, Kankakee, Lake, McHenry, and Will) in northeastern Illinois, plus all the remaining counties in the North Zone, in 1996. The dates for this season were 7-15 September (same as teal season), and the bag limit was 5 Canada geese per day in the northeastern counties and 2 Canada geese per day in the remainder of the North Waterfowl Zone. Legal shooting hours were 1/2 hour before sunrise to sunset.

For Canada geese, the 1996 season extended for 93 days in the North Zone and Central Zone (except as described below). These seasons were continuous. The Canada goose harvest monitoring system that was implemented in 18 counties in the North and Central Zones in 1994 was continued in 1996-97 (Fig. 6). Goose hunters in these counties were required to obtain a special permit (Fig. 7), which was issued free with purchase of the Illinois Migratory Waterfowl Stamp. Canada goose hunters were required to report Canada geese harvested daily utilizing a toll-free phone number (1-800-WETLAND) in these select counties. The quotas were 11,000 Canada geese for the North Quota Zone Counties and 17,600 for the Central Quota Zone Counties. Procedures for calculating the quotas are described in a document prepared by the DNR's Waterfowl Program (Anonymous 1994). Based on this monitoring system, the Canada goose season was discontinued in the North Zone after 77 days of hunting in 1996.

The Canada goose season extended for 84 days in the South Waterfowl Zone in 1996-97. In the Southern Illinois and Rend Lake Quota Zones, the seasons were 84 days or when 36,600 and 10,400 Canada geese were harvested, respectively. The statewide quota was 94,900 Canada geese (compared to an all-time high of 172,600 in 1995). The bag limit was 2 Canada geese per day (3 in 1995) statewide.

The FWS permitted the states to have a late snow/blue goose hunting season in 1996-97. In Illinois, this late season took place 8 February-2 March in the South Waterfowl Zone and 25 February-10 March in the Central Waterfowl Zone. The bag limit was 10 geese per day.

FINDINGS

Of the 2,741 respondents to the questionnaire, 478 (17%) did not purchase an Illinois Migratory Waterfowl Stamp again in 1996. The other 2,263 respondents purchased an average of 1.08 stamps each: 93% purchased 1 stamp, 6% purchased 2 stamps, 1% purchased 3-5 stamps, and <1% purchased ≥ 6 stamps. Of the 2,263 stamp purchasers, 1,986 (88%) hunted waterfowl in Illinois during the 1996 season. Eighty-eight percent of these waterfowl stamp purchasers also purchased a 1996 Illinois Habitat Stamp.

Waterfowl Harvest and Hunter Activity

An estimated 56,956 waterfowl hunters (3% more than in 1995) were active in Illinois during the 1996 season (Table 1). They spent 836,793 days afield (9% less than in 1995) and harvested 376,248 waterfowl (25% less than in 1995).

Of the 56,956 hunters who were active in 1996, 36% hunted ducks only, 23% hunted geese only, and 41% hunted both ducks and geese (Table 2). It is noteworthy that the percentage of waterfowl hunters who pursued ducks decreased from an average of 88% in 1981-1987 to an average of 77% in 1988-1996. Conversely, the percentage of waterfowl hunters who pursued geese increased from an average of 42% in 1981-1987 to an average of 69% in 1988-1996 (Table 2).

September Teal Season. An estimated 8,964 hunters spent 22,825 days afield, and harvested 11,565 teal during Illinois' 9-day September teal season in 1996 (Table 3). There were more teal hunters (2,062), more days afield (5,356), and more teal harvested (3,644) in Administrative Region 3A than in any other region. Region 1B was a close 2nd in all three categories.

The 1996 estimates for teal hunters, days afield, and teal harvested were 2%, 8%, and 41% less, respectively, than comparable estimates for 1995 (Table 4). The 1996 estimates were also less than the estimates prior to 1988--i.e., before the FWS's 4-year suspension of the September season.

Hunter success rates during the September season in 1996 were 0.51 teal per hunter per day afield and 1.29 teal per hunter per season. Success rates in previous years ranged from 0.51 to 0.83 teal per hunter per day afield and from 1.32 to 2.31 teal per hunter per season (Table 5). Based on these data, September teal hunting was relatively poor in Illinois in 1996.

The FWS estimated that Illinois' September teal harvest decreased from 10,500 birds in 1995 to 9,230 birds in 1996

(Martin and Padding 1997).

Youth Waterfowl Hunting Day. An estimated 2,749 adults took 4,353 youths afield on this special day in Illinois in 1996 (Table 6). Sixty-two percent of the parties included 1 youth and 26% included 2 youths. The youths harvested 3,171 ducks (0.73 per hunter) and 230 coots (0.05 per hunter). Sixty-eight percent of the youths harvested at least 1 duck.

Regular Duck Season. An estimated 44,219 individuals hunted ducks during the regular duck season in Illinois in 1996 (Table 7). These hunters harvested 284,525 ducks in 460,517 days afield. There were more duck hunters (10,825), and more ducks were harvested (80,996), in Region 1B than in any other region. However, Region 3A was credited with the most days spent afield (122,003). Compared to the previous year, the number of duck hunters increased 4%, days afield decreased 5%, and duck harvest decreased 25%, in 1996 (Table 8).

The 284,525 ducks harvested in Illinois in 1996 included an estimated 163,311 mallards, 38,783 wood ducks, and 82,431 other ducks (including 4,348 canvasback). The FWS estimated that 293,537 total ducks were harvested in the state during the regular duck 1996 season, which included 162,238 mallards, 36,633 wood ducks, and 94,666 other ducks (including 3,111 canvasback) (Martin and Padding 1997). The FWS estimates indicated that duck harvest increased 11% in Illinois, 4% in the Mississippi Flyway, and 7% in the United States, from 1995 to 1996.

Statewide, hunter success rates were 0.58 duck per hunter per day afield and 6.03 ducks per hunter per season in 1996

(Table 9). From 1981 to 1995, success rates ranged from 0.48 to 0.74 duck per hunter per day afield and from 4.30 to 8.00 ducks per hunter per season. Based on these comparisons, duck hunters had about "average" success in Illinois in 1996.

Two-thirds (67%) of the duck hunters were active in a single county, 24% were active in 2 counties, and 9% were active in ≥ 3 counties. Similarly, 60% of the duck hunters were active in their county of residence and 37% were active only in their county of residence. Statewide in 1996, 41% of the duck hunters were active on private areas, 27% were active on public areas, and 32% were active on both types of areas (Table 10).

Coot Hunting. The coot harvest was estimated at 3,286 birds in Illinois in 1996, 3% less than the estimated harvest for 1995 (Tables 7 and 8). The FWS estimated the Illinois coot harvest at 2,696 birds for the 1996 season, up 147% from that agency's estimate for 1995 (Martin and Padding 1997).

September Canada Goose Season. This experimental early Canada goose hunting season took place on 7-15 September (same as teal season) in 9 counties in northeastern Illinois, plus all of the remaining counties in the North Waterfowl Zone. An estimated 3,902 hunters spent 10,185 days afield, and harvested 2,934 Canada geese during this early season (Table 11). Lake and McHenry counties accounted for 50% of the harvest. In 1995, when the experimental September season took place on 1-14 September but was limited to the 9 northeastern counties, an estimated 2,591 hunters spent 9,502 days afield and harvested 2,784 Canada geese.

Regular Goose Season. An estimated 36,582 goose hunters were active during the regular goose season in Illinois in 1996-97, and they spent 339,253 days afield (Table 12). Among these hunters, 57% used private areas, 10% used public areas, and 33% used both types of areas (Table 13). The Southern Illinois Quota Zone (Alexander, Jackson, Union, and Williamson counties), located in Region 5, accounted for 41% of the goose hunters and 34% of the days afield. The Rend Lake Quota Zone (Franklin and Jefferson counties), also in Region 5, accommodated 8% of the hunters and 5% of the days afield. The remainder of the state was associated with 64% of the hunters and 61% of the days afield. Statewide, the number of goose hunters and their days afield increased 65% and 221%, respectively, from 1985 to 1996 (Table 14).

There were an estimated 65,864 Canada geese and 70,803 total geese harvested during the regular goose season in Illinois in 1996-97 (Table 12). The Canada goose harvest decreased 29% between 1995-96 and 1996-97 (Table 14). The FWS estimated that 100,636 Canada geese and 105,344 total geese were taken in the state in 1996-97 (Martin and Padding 1997).

Canada goose harvest in the Southern Illinois Quota Zone was tabulated (via daily registration forms) at 25,091 birds during the 1996-97 season (Whitton 1997a). This represents 38% of the statewide harvest of Canada geese during the regular goose season. In the Rend Lake Quota Zone, an estimated 5,028 Canada geese (8% of state's total harvest) were taken. This estimate was 21% more than the projected harvest (i.e., projected from the

reported harvest on public hunting areas) of 4,140 Canada geese for the entire Rend Lake Quota Zone (Whitton 1997b).

The Canada goose harvest in the 18 North and Central Quota Zone Counties was estimated at 19,300 birds (Tables 15 and 16). In comparison, the phone-in monitoring system tabulated a harvest of 28,301 Canada geese in these counties (Table 16). Thus, the two procedures--the mail-questionnaire survey and the phone-in monitoring system--produced Canada goose harvest estimates for the 18 Quota Counties that differed by 32% in 1996-97.

It is noteworthy that 24 of Illinois' 102 counties were covered by a Canada goose harvest monitoring system during the 1996-97 season. These included 18 counties in the North and Central Zones, the 2 counties comprising the Rend Lake Quota Zone, and the 4 counties comprising the Southern Illinois Quota Zone. Collectively, these 24 counties accounted for 75% of the Canada goose harvest in Illinois in 1996-97 (Table 17).

The harvest of Canada geese are presented by county, zone, and administrative region in 1994-1996 in Appendix A (Tables A1 and A2).

Statewide, hunters experienced an overall success rate of 0.20 goose per hunter per day afield and 1.86 geese per hunter per season in 1996-97 (Table 12). In the Southern Illinois Quota Zone, success was 0.24 and 1.78 geese, respectively. Similarly, hunter success was 0.33 and 1.87 geese at Rend Lake, and 0.17 and 1.53 geese in the remainder of the state. In comparison, statewide success rates ranged from 0.15 to 0.32 goose per hunter per day afield and from 0.95 to 2.63 geese per hunter per season

in 1981 through 1995 (Table 18).

Snow/Blue Goose Hunting. The statewide snow/blue goose harvest was estimated at 4,063 birds during the 1996-97 season (Table 12). Most (3,632 or 89%) of the harvest occurred in Administrative Region 5 (including the Southern Illinois and Rend Lake Quota Zones). The Snow/blue goose harvest is presented by zone and county in Appendix A (Table A3). These estimates for snow/blue geese are minimal because the 1996-97 Waterfowl Hunter Survey was initiated before the late snow/blue goose season was under way. An estimated 7,575 (21%) of the state's goose hunters either hunted or anticipated going hunting during this late season.

Crippling Losses. Crippling losses (birds knocked down but not retrieved) were estimated at 64,324 ducks, 16,641 geese, and 430 coots in Illinois during the 1996-97 hunting season (Table 19). These estimates, which are considered to be indices and not actual numbers, equate to 22.6 ducks, 23.5 geese, and 13.1 coots lost per 100 harvested. The 1995 crippling rates for ducks and coots were the lowest observed since the Illinois Waterfowl Hunter Survey was initiated in 1981.

Nationwide crippling rates for ducks and geese during the 1996 season, as measured via hunter questionnaire surveys conducted by the FWS since 1952, were among the lowest ever recorded (Table 20).

National Migratory Bird Harvest Information Program. Eighty percent of both duck hunters and goose hunters said they were aware of the National Migratory Bird Harvest Information Program,

called HIP for short, during the 1996 season (Table 21). Similarly, 77% of the duck hunters and 77% of the goose hunters claimed they registered with HIP for the 1996 season. Or, expressed another way, 23% of the hunters admitted they were not in compliance with the requirement to register with HIP. These data suggest that most of the hunters who failed to comply with the HIP registration requirement for the 1996 season did so because they were unaware of the program.

Attitudes and Opinions of Hunters

Youth Waterfowl Hunting Day. The vast majority (76%) of the state' duck hunters thought the Youth Waterfowl Hunting Day (YWHD) was a good idea (Table 22). Similarly, a majority (53%) of the hunters thought the 6-day no hunting period between the YWHD and opening day of the regular duck season was about the right length. These attitudes prevailed in all waterfowl zones and administrative regions in the state.

Dates for Regular Duck Season. According to responses to question #21, majorities of the duck hunters in the North (62%) and Central (53%) Waterfowl Zones thought the dates used for the regular duck season in 1996 were about right (Table 23). A plurality of the duck hunters in the South Waterfowl Zone (46%) expressed these same feelings. However, nearly as many (43%) hunters in the South Zone thought the dates were too early in 1996. Ironically, the duck season extended to 28 December in southern Illinois, which was the latest Illinoisans have hunted ducks in modern times.

If the length of the regular duck season is extended from 50 to 60 days in 1997, a plurality (47%) of the hunters would prefer adding the extra days to the back of the season (Table 23). The sentiment for adding the extra days to the back of the season was strongest in the southern counties. However, hunters in northern Illinois expressed support for allocating the extra days to both the front and back of the season.

When the idea of splitting the regular duck season into 2 time periods was presented to the hunters, pluralities in the North Waterfowl Zone (45%) and Central Waterfowl Zone (48%) reacted negatively (Table 24). However, a plurality (49%) of the hunters in the South Waterfowl Zone were in favor of a split duck season.

Quantity Versus Quality for Waterfowl hunters. A majority (52%) of the duck hunters felt that management on public areas should emphasize quality over quantity (Table 25). About one-third (34%) of the duck hunters thought management should utilize a blend whereby some areas emphasize quantity and others emphasize quality. When asked whether they preferred a crowded area with a 75% chance of personally hunting or an uncrowded area with a 25% chance of personally hunting, an overwhelming majority opted for the latter. Goose hunters expressed essentially the same views as duck hunters regarding quantity versus quality for management on public areas (Table 26). Clearly, Illinois' waterfowl hunters strongly prefer quality-managed areas with restricted access to quantity-managed areas with relatively unlimited access.

Early September Canada Goose Season. Statewide, majorities of the waterfowl hunters were supportive of having an early September Canada goose season for purposes of sport (61%) and to increase harvest of nuisance geese (67%) (Table 27). The hunters supported the early season in their county of residence (55%), in the county where they goose hunted most (55%), and in the county where they duck hunted most (52%). Hunters in northern and central Illinois voiced the strongest support for the September season. Although southern hunters were supportive conceptually, they were unsupportive of the early season in their county of residence, in the county where they goose hunted most, and in the county where they duck hunted most.

Tradeoffs Between Length of Canada Goose Season and Daily Bag Limit. In the event of more restrictive regulations in 1997-98, goose hunters would much prefer having a 50-day season and 2 Canada geese per day to a 70-day season and 1 Canada goose per day (Table 28). These feelings were prevalent throughout all zones and regions in the state.

Dates for Late Snow/blue Goose Season. Majorities or pluralities (45-57%) of the goose hunters in the various zones liked the dates used for the late snow/blue goose season in 1996-97 (Table 29). Lesser proportions (36-42%) of the hunters prefer shifting days in December/January to February/March. Sentiment for shifting to later dates was strongest in the Southern Illinois Quota Zone.

Food Production on Goose Refuges. Goose hunters were asked to express their opinions of the amount of food that should be

grown on goose refuges in the Southern Illinois Quota Zone. A plurality (44%) of them responded by checking "...barely enough feed to support the geese", and an additional 31% checked "...extra feed as a hedge against unplanned emergencies (Table 30). Relatively few (17%) hunters checked "...less than enough feed to support the geese" or "...essentially no food for the geese". These views were persistent regardless of whether the hunters spent most of their time near Horseshoe Lake Refuge, Union County Refuge, or Crab Orchard National Wildlife Refuge.

Sex and Age of Waterfowl Hunters

The sex and age of Illinois Migratory Waterfowl Stamp purchasers and waterfowl hunters are summarized in Table 31. Stamp purchasers were 98.5% male and 1.5% female. Active hunters were 98.8% male and 1.2% female.

Stamp purchasers averaged 41.8 years of age. Active duck hunters averaged 40.4 years, goose hunters averaged 40.3 years and all waterfowl hunters averaged 41.2 years. One-half (53%) of the hunters were 31-50 years of age.

DISCUSSION

Because of improved water and habitat conditions in prairie Canada and the northern U.S., the fall flight of ducks increased from 59 million in 1993 to 70 million in 1994 to 77 million in 1995 to 90 million in 1996 (Canadian Wildlife Service and U.S. Fish and Wildlife Service 1994, 1995, 1996, 1997). As a result, the duck seasons in Illinois and other Mississippi Flyway states

were extended from 30 days in 1988-1993 to 40 days in 1994 to 50 days in 1995 and 1996. The daily bag limit was increased from 3 ducks (2 mallards) in 1988-1994 to 5 ducks (4 mallards) in 1995 and 1996.

In response to the longer duck season, the number of duck hunters increased 9%, and their days afield increased 30%, from 1993 to 1994 (Table 8). The number of duck hunters and their days afield remained relatively steady in 1994, 1995, and 1996, despite the fact that regulations were more liberal during the latter 2 years. The duck harvest increased 13% from 1993 to 1994 and 53% from 1994 to 1995, but decreased 25% from 1995 to 1996. The decrease in 1996 was caused primarily by a decrease in hunter success (Table 9).

Although the goose harvest during the regular season in 1996-97 may be classified as "average", it pales in comparison to the record number of geese taken the previous year (Table 14). Hunter success was also lower in 1996-97 than in 1995-96 (Table 18). Thus, it comes as no surprise that many waterfowlers viewed the 1996-97 goose season as a "downer", which it was relative to the previous season. However, the 73,737 geese taken in 1996-97 (regular season plus early September season) constitutes a respectable harvest of geese for Illinois. The 1996-97 goose hunting season was neither extra good nor extra bad--by all accounts it was average.

The Canada goose harvest monitoring system implemented in the North and Central Waterfowl Zones was in effect in 18 counties in 1994-95 through 1996-97 (Fig. 6). Goose hunters in

these counties had to obtain a special permit (issued free with purchase of the Illinois Migratory Waterfowl Stamp), which was used to record each goose harvested immediately after it was reduced to the bag. In addition, the hunters had to daily report the number of Canada geese they harvested via a toll-free phone number. With this monitoring system, harvests tabulated for Canada geese were within 1% of estimates produced by the mail-questionnaire survey for the Quota Counties in 1994-95 (Anderson et al. 1996). However, agreement was not as good in 1995-96 and 1996-97, when the phone-in monitoring system and mail-questionnaire survey differed by 25% (Anderson et al. 1997) and 32% (Table 16), respectively. In both years, the mail-questionnaire survey underestimated the Canada goose harvest in the 18 Quota Counties in northern and central Illinois.

When waterfowl hunters were asked to express their opinions about having an early September Canada goose hunting season for sport and to increase harvest of nuisance geese, majorities (>50%) of those in the North and Central Waterfowl Zones agreed with the concept (Table 27). Similarly, majorities of these hunters were supportive of having the September season in their county of residence, in the county where they goose hunt most, and in the county where they duck hunt most. It is evident that these hunters are in favor of the September Canada goose hunting season. For hunters in the South Waterfowl Zone, the attitude was somewhat different: they supported the September Canada goose season conceptually, but did not support having it in their county of residence, in the county where they goose hunt most, or

in the county where they duck hunt most.

Both duck and goose hunters expressed considerable support for emphasizing quality (fewer hunters and less crowding) in managing public hunting areas in Illinois (Tables 25 and 26). Statewide, 52-53% of the hunters chose quality and a mere 3-4% opted for quantity. In addition, overwhelming majorities (73-76%) said they would prefer uncrowded areas even if they personally have only a 25% chance of hunting. These attitudes were consistent in all zones and regions in the state. Based on these findings, we recommend that the DNR experiment with management practices that emphasize quality waterfowl hunting on selected areas in north, central, and southern Illinois.

Acknowledgements. Acknowledgement is made to L.K. Campbell and D.T. Osterman for data and word processing. This study was funded in part by Federal Aid in Wildlife Restoration Project W-112-R, the Illinois Department of Natural Resources, Illinois Natural History Survey, and U.S. Fish and Wildlife Service, cooperating.

LITERATURE CITED

- Anderson, W.L. 1983. Illinois waterfowl harvest, hunter activity, and attitudes toward shooting hours, lead poisoning, and steel shot in 1981. Ill. Dep. Conserv., Waterfowl Program, Period. Rep. 39. 36pp.
- _____. 1984. Illinois waterfowl harvest, hunter activity, and attitudes toward September teal season, duck hunting zones, and goose hunting regulations in 1982. Ill. Dep. Conserv., Waterfowl Program, Period. Rep. 47. 39pp.

- _____. 1985. Illinois waterfowl harvest, hunter activity, and attitudes toward illegal kill during September teal season and goose hunting regulations in 1983. Ill. Dep. Conserv., Waterfowl Program, Period. Rep. 48. 31pp.
- _____. 1986. Illinois waterfowl harvest, hunter activity, zones for Carlyle Lake, and shotguns, ammunitions, and boats used in 1984. Ill. Dep. Conserv., Waterfowl Program, Period. Rep. 54. 32pp + appendix.
- _____. 1987. Illinois waterfowl harvest, hunter activity, and attitudes toward restrictive duck hunting regulations and steel shot in 1985. Ill. Dep. Conserv., Waterfowl Program, Period. Rep. 59. 33pp.
- _____. 1988. Illinois waterfowl harvest, hunter activity, and attitudes toward duck season dates, shooting wood ducks, and September giant Canada goose season in 1986. Ill. Dep. Conserv., Waterfowl Program, Period. Rep. 60. 43pp.
- _____. 1989. Illinois waterfowl harvest, hunter activity, and attitudes toward duck season dates, shooting hen mallards, and September giant Canada goose season in 1987. Ill. Dep. Conserv., Waterfowl Program, Period. Rep. 61. 39pp.
- _____, and R.A. Williamson. 1990. Illinois waterfowl harvest, hunter activity, and attitudes toward shooting hen mallard, legal shooting time, point system, and season dates in 1988. Ill. Dep. Conserv., Waterfowl Program, Period. Rep. 64. 43pp.
- _____, and _____. 1991. Illinois waterfowl harvest, hunter activity, and attitudes toward duck shooting time, split goose season, and bag limit for Canada geese in 1989. Ill. Dep. Conserv., Waterfowl Program, Period. Rep. 69. 43pp.
- _____, and _____. 1992. Illinois waterfowl harvest, hunter activity, and attitudes toward duck identification, split goose season, and goose season dates in 1990. Ill. Dep. Conserv., Waterfowl Program, Period. Rep. 72. 44pp.
- _____, and _____. 1993. Illinois waterfowl harvest, hunter activity, and attitudes toward shooting hen mallards and wood ducks, goose season dates, and a controlled goose hunting area at Rend Lake, in 1991. Ill. Dep. Conserv., Waterfowl Program, Period. Rep. 76. 44pp.
- _____, and _____. 1994. Illinois waterfowl harvest, hunter activity, and attitudes toward September teal season, duck shooting time, and goose hunting regulations, in 1992-93. Ill. Dep. Conser., Waterfowl Program, Period Rep. 80. 58pp + appendix.

- _____, J.M. Levensgood, and R.M. Whitton. 1995. Illinois waterfowl harvest, hunter activity, and attitudes toward duck shooting time, goose season dates, and shotgun shell limit for goose hunters, in 1993-94. Ill. Dep. Conser., Waterfowl Program, Period. Rep. 81. 47pp + appendix.
- _____, _____, and _____. 1996. Illinois waterfowl harvest, hunter activity, and attitudes toward dates for teal/duck/goose seasons, zone boundaries, and goose harvest monitoring system, in 1994-96. Ill. Dep. Nat. Resour., Waterfowl Program, Period. Rep. 87. 54pp + appendix.
- _____, R.M. Marshalla, and R.M. Whitton. 1997. Illinois waterfowl harvest, hunter activity, and attitudes toward teal/duck/goose regulations and goose harvest monitoring system, plus ages of hunters, 1995-96 season. Ill. Dep. Nat. Resour., Waterfowl Program, Period. Rep. 91. 66pp + appendix.
- Anonymous 1994. 1994 Canada goose harvest control proposal. Ill. Dep. Conserv. Rep., Springfield, Ill. 7pp.
- Canadian Wildlife Service and U.S. Fish and Wildlife Service. 1994. Waterfowl population status, 1994. Report dated 25 July 1994. 39pp.
- _____, and _____. 1995. Waterfowl population status, 1995. Report dated 20 July 1995. 45pp.
- _____, and _____. 1996. Waterfowl population status, 1996. Report dated 18 July 1996. 39pp.
- _____, and _____. 1997. Waterfowl population status, 1997. Report dated 23 July 1997. 47pp.
- Martin, E.M., and P.I. Padding. 1997. Preliminary estimates of waterfowl harvest and hunter activity in the United States during the 1996 hunting season. U.S. Fish and Wildl. Serv., Off. Mig. Bird Manage., Admin. Rep. dated July 1997. 34pp.
- Whitton, R.M. [1997a]. Canada goose harvest and hunter activity in the 4-county quota zone during the 1996 season. Ill. Dep. Nat. Resour., Waterfowl Program, Period. Rep. 93. 26pp.
- _____. [1997b]. Waterfowl harvest and hunter use in the Rend Lake quota zone during the 1996 waterfowl season. Ill. Dep. Nat. Resour., Waterfowl Program, Period. Rep. 92. 22pp.

Table 1. Summary of Illinois Migratory Waterfowl Stamps purchased, hunter activity, and waterfowl harvest in Illinois from 1981 through 1996 hunting seasons.

Season (Year)	Stamps Purchased	Hunters	Days Afield	Waterfowl Harvested ^a
1981	61,929	63,652	874,730	413,264
1982	57,691	58,766	795,807	392,897
1983	56,162	58,240	815,523	475,601
1984	55,250	56,533	748,390	420,357
1985	55,670	56,899	699,113	392,253
1986	59,734	61,876	887,446	467,164
1987	58,803 (5,550) ^b	60,371	814,918	354,194
1988 ^c	53,498 (4,350)	53,450	644,056	264,316
1989 ^c	55,693 (3,570)	55,709	749,033	322,359
1990 ^c	55,009 (2,390)	55,152	708,391	270,796
1991 ^c	58,421 (2,130)	59,038	855,279	406,854
1992	51,261 (1,395)	51,274	714,550	292,535
1993	50,976 (995)	51,340	682,498	326,446
1994	57,543 (955)	53,226	816,185	332,803
1995	60,564 (665)	55,454	884,328	498,854
1996	62,417 (545)	56,956	836,793	376,248

^aTeal, ducks, coots, and geese combined. The U.S. Fish and Wildlife Service suspended the September teal season in 1988 through 1991.

^bStamps purchased for commercial art purposes. These stamps were not included in the numbers to the left.

^cThe estimates of waterfowl hunters and days afield for these years have been reduced to 92.48% - 96.48% of the original estimates. The estimates of waterfowl (teal, ducks, coots, and geese combined) harvested have been reduced to 94.54% - 97.74% of the original estimates. See last paragraph of the METHODS section, in Anderson and Williamson (1994) for explanation.

Table 2. The percentage of waterfowl hunters who hunted ducks, and the percentage who hunted geese, in Illinois from 1981 through 1996 seasons.

Season (Year)	Percentage Who Hunted:			Percentage Who Were:	
	Ducks Only	Geese Only	Both Ducks and Geese	Duck Hunters	Goose Hunters
1981	63	14	23	86	37
1982	59	11	30	89	31
1983	55	13	32	87	45
1984	60	12	28	88	40
1985	61	10	29	90	39
1986	51	13	36	87	49
1987	47	14	39	86	53
1988	36	19	45	81	64
1989	29	21	50	79	71
1990	27	30	43	70	73
1991	26	27	47	73	74
1992	31	24	45	76	69
1993	30	20	50	80	69
1994	30	17	53	83	70
1995	33	23	44	77	67
1996	36	23	41	77	64

Table 3. Teal harvest and hunter activity, by administrative regions, during the September teal season in Illinois in 1996 (n=2,263).

Administrative Region ^a	Number of Hunters	Days Afield		Teal Harvest		
		Number	Per Hunter	Total	Per Day Afield	Per Hunter
1A	945	2,663	2.82	1,105	0.41	1.17
1B	1,833	4,783	2.61	2,970	0.62	1.62
2	974	2,005	2.06	330	0.16	0.34
3A	2,062	5,356	2.60	3,644	0.68	1.77
3B	344	1,031	3.00	488	1.42	1.42
4	1,060	2,520	2.38	1,105	0.40	0.95
5	1,575	4,153	2.64	1,808	0.44	1.15
Unknown	171	314		115		
Entire state	8,964	22,825	2.55	11,565 ^b	0.51	1.29

^aSee Figure 8.

^bThe 95% confidence interval is $\pm 4,336$.

Table 4. Summary of teal harvest and hunter activity during the September teal season in Illinois from 1981 through 1996.

Year	Hunters	Days Afield	Number of Teal
1981	14,802	38,586	22,946
1982	14,863	41,856	28,785
1983	13,295	39,475	29,355
1984	14,158	39,481	32,730
1985	13,852	36,521	29,260
1986	15,449	40,241	30,375
1987	12,297	32,582	23,193
1988 ^a			
1989 ^a			
1990 ^a			
1991 ^a			
1992	7,696	18,265	12,069
1993	6,474	16,722	8,562
1994	8,062	20,341	12,436
1995	9,123	24,865	19,731
1996	8,964	22,825	11,565

^aThe September teal season was suspended by the U.S. Fish and Wildlife Service during these years.

Table 5. Rates of teal harvest and hunter activity during the September teal season in Illinois in 1981 through 1996.

Year	Season Length/ Bag Limit	Days Afield Per Hunter	Teal Harvest Per Hunter	
			Per Day	Per Season
1981	9/4	2.61	0.59	1.55
1982	9/4	2.82	0.69	1.94
1983	9/4	2.97	0.74	2.21
1984	9/4	2.79	0.83	2.31
1985	9/4	2.64	0.80	2.11
1986	9/4	2.60	0.75	1.97
1987	9/4	2.65	0.71	1.89
1988 ^a				
1989 ^a				
1990 ^a				
1991 ^a				
1992	9/4	2.37	0.66	1.57
1993	9/4	2.58	0.51	1.32
1994	9/4	2.52	0.61	1.54
1995	9/4	2.73	0.79	2.16
1996	9/4	2.55	0.51	1.29

^aThe September teal season was suspended by the U.S. Fish and Wildlife Service during these years.

Table 6. Waterfowl harvest and hunter activity during the Youth Waterfowl Hunting day in Illinois in 1996.

Characteristic	Number
Adult hunters who took ≥ 1 youths afield	2,749 ^a
Youth hunters who participated	4,353
Mean youths per hunting party	1.58 ^b
Waterfowl harvest	
Total ducks	3,171
Ducks per youth hunter	0.73 ^c
Total coots	230
Coots per youth hunter	0.05

^a6.2% of adult duck hunters.

^b62.1% of the parties included 1 youth hunter, 26.3% included 2 youth hunters, and 11.6% included ≥ 3 youth hunters.

^c32.3% of the parties harvested 0 ducks, 39.6% harvested 1-2 ducks, and 28.1% harvested ≥ 3 ducks.

Table 7. Duck and coot harvest and hunter activity, by administrative regions, during the regular duck season in Illinois in 1996 (n=2,263).

Administrative Region ^a	Number of Hunters	Days Afield		Duck Harvest			Coot Harvest	
		Number	Per Hunter	Total	Per Day Afield ^b	Per Hunter ^b		
1A	3,179	26,634	8.38	14,693	(1,507) ^c	0.50	4.15	258
1B	10,825	118,108	10.91	80,996	(4,419)	0.65	7.07	301
2	7,045	59,312	8.42	29,299	(3,329)	0.44	3.69	330
3A	9,336	122,003	13.07	69,646	(1,205)	0.56	7.33	1,205
3B	1,547	17,012	11.00	7,102	(215)	0.40	4.45	144
4	3,580	33,680	9.41	18,825	(359)	0.55	5.16	388
5	8,248	82,796	10.04	63,276	(6,873)	0.68	6.84	660
Unknown	459	972		688	(114)			0
Entire State	44,219	460,517	10.41	284,525 ^{d,e}	(18,021)	0.58	6.03	3,286 ^f

^aSee Figure 8.

^bExcludes ducks harvested coincidentally to goose hunting.

^cDucks harvested coincidentally to goose hunting.

^dThe 95% confidence interval is $\pm 38,974$.

^eIncludes 163,311 mallards, 38,783 wood ducks, and 82,431 other ducks (including 4,348 canvasback).

^fThe 95% confidence interval is $\pm 3,223$.

Table 8. Summary of duck and coot harvests and hunter activity during the regular duck season in Illinois from 1981 through 1996.

Season (Year)	Hunters	Days Afield	Duck Harvest				Coot Harvest
			Mallards	Wood Ducks	Other Ducks	Total	
1981	54,744	703,534	170,972	72,065	94,947	337,984	4,950
1982	52,220	646,394	163,439	61,706	101,989	327,134	5,905
1983	50,440	651,409	220,317	72,237	110,862	403,416	10,472
1984	49,715	606,325	182,132	52,955	120,016	355,103	7,702
1985	51,362	556,800	168,549	51,216	97,155	316,920	5,773
1986	53,588	638,090	201,676	65,414	112,490	379,580	7,372
1987	51,704	558,172	155,783	58,488	74,748	289,019	2,694
1988 ^a	43,233	381,985	119,149	23,743	42,836	185,728	1,936
1989 ^a	43,841	407,478	133,128	28,065	63,073	224,266	2,049
1990 ^a	38,759	350,119	112,370	33,253	51,562	197,185 (7,144) ^b	2,287
1991 ^a	42,911	393,247	177,221	49,556	80,793	307,570 (25,815)	1,101
1992	39,272	362,275	124,112	34,280	58,035	216,427 (11,501)	3,275
1993	40,941	366,656	134,334	39,906	43,360	217,600 (4,320)	1,445
1994	44,447	475,264	137,263	44,683	64,998	246,944 (4,026)	3,880
1995	42,499	482,620	230,505	47,155	99,632	377,292 (20,470)	3,386
1996	44,219	460,517	163,311	38,783	82,431 ^c	284,525 (18,021)	3,286

^aThe estimates of duck hunters, days afield, and ducks and coots harvested for these years have been reduced to 92.48% - 96.48% of the original estimates. See last paragraph of the METHODS section in Anderson and Williamson (1994) for explanation.

^bDucks harvested coincidentally to goose hunting.

^cIncludes 4,348 canvasback.

Table 9. Rates of duck harvest and hunter activity during the regular duck season in Illinois from 1981 through 1996.

Year	Season Length/ Bag Limit ^b	Days Afield Per Hunter	Duck Harvest Per Hunter ^a	
			Per Day	Per Season
1981	50/10 (4)	12.85	0.48	6.17
1982	50/10 (4)	12.38	0.51	6.26
1983	50/10 (4)	12.91	0.62	8.00
1984	50/10 (4)	12.20	0.59	7.14
1985	40/5 (3)	10.84	0.57	6.17
1986	40/5 (3)	11.91	0.59	7.08
1987	40/5 (3)	10.80	0.52	5.59
1988	30/3 (2)	8.84	0.49	4.30
1989	30/3 (2)	9.29	0.55	5.12
1990	30/3 (2)	9.03	0.54	4.90
1991	30/3 (2)	9.16	0.72	6.57
1992	30/3 (2)	9.22	0.57	5.22
1993	30/3 (2)	8.96	0.58	5.21
1994	40/3 (2)	10.69	0.51	5.47
1995	50/5 (4)	11.36	0.74	8.40
1996	50/5 (4)	10.41	0.58	6.03

^aExcludes ducks harvested coincidentally to goose hunting.

^bThe Point System was used in 1981-1987. A maximum of 10 ducks (4 mallards) was allowed in 1981-1984, and a maximum of 5 ducks (3 mallards) was allowed in 1985-1987. The Conventional (Straight) System was used in 1988-1996.

Table 10. Distribution of duck hunters in relation to types of areas hunted in Illinois during the regular duck season in 1996. Sample sizes are in parentheses.

		<u>By Waterfowl Zones</u>			
		<u>North</u>	<u>Central</u>	<u>South</u>	<u>Entire State</u>
		(289) ^a	(869)	(343)	(1,515)
Private areas		44%	46%	25%	41%
Public areas		26	23	37	27
Both types of areas		30	31	38	32

		<u>By Administrative Regions</u>						
		<u>1A</u>	<u>1B</u>	<u>2</u>	<u>3A</u>	<u>3B</u>	<u>4</u>	<u>5</u>
		(109)	(369)	(242)	(320)	(54)	(123)	(284)
Private areas		36%	46%	53%	44%	32%	37%	26%
Public areas		32	23	16	26	32	32	35
Both types of areas		32	31	31	30	36	31	39

^aDuck hunters.

Table 11. Canada goose harvest and hunter activity, by county, during the experimental early September Canada goose season in northeastern Illinois and in the remainder of the North Waterfowl Zone in 1996.

County	Hunters	Days Afield	Canada Geese
Northeastern Illinois			
Cook	143	373	102
DuPage	143	373	127
Grundy	258	717	229
Kane	431	1,004	165
Kankakee	115	287	0
Kendall	57	172	0
Lake	660	1,492	406
McHenry	775	2,295	1,054
Will	402	689	203
Totals	2,984	7,402	2,286
Remainder of North Waterfowl Zone			
Boone	29	57	51
Bureau	29	29	0
Carroll	201	545	165
DeKalb	29	115	0
Henry	143	516	152
JoDaviess	29	86	0
LaSalle	0	0	0
Lee	57	143	89
Ogle	29	115	13
Rock Island	201	488	64
Stephenson	0	0	0
Whiteside	0	0	0
Winnebago	172	689	114
Totals	918	2,783	648
All counties	3,902	10,185	2,934

Table 12. Goose harvest and hunter activity, by zones and administrative regions, during the regular goose season in Illinois in 1996-97 (n = 2,263).

Zone or Administrative Region ^a	Days Afield			Goose Harvest					
	Hunters	Number	Per Hunter	Canada Geese	Snow/Blue Geese	Other Geese	Total Geese	Per Day Afield ^b	Per Hunter ^b
Southern IL Quota Zone	15,121	114,395	7.57	25,091	1,498	482	27,071 (140) ^c	0.24	1.78
Rend Lake Quota Zone	3,041	17,186	5.65	5,028	559	140	5,727 (51)	0.33	1.87
Remainder of State									
1A	1,922	11,161	5.81	1,587	0	0	1,587 (89)	0.13	0.78
1B	9,153	72,132	7.88	10,527	38	38	10,603 (660)	0.14	1.09
2	7,489	52,047	6.95	10,133	0	25	10,158 (444)	0.19	1.30
3A	3,328	28,032	8.42	4,533	114	51	4,698 (355)	0.15	1.30
3B	1,836	11,678	6.36	1,740	63	0	1,803 (343)	0.13	0.80
4	1,922	16,010	8.33	3,187	216	13	3,416 (178)	0.20	1.68
5 ^d	2,267	15,751	6.95	3,962	1,575	127	5,664 (381)	0.34	2.33
Unknown	201	861		76	0	0	76 (0)		
Total	23,298 ^e	207,672	8.91	35,745	2,006	254	38,005 (2,450)	0.17	1.53
Entire State	36,582 ^e	339,253	9.27	65,864	4,063	876	70,803 ^f (2,641)	0.20	1.86

^aSee Figure 8.

^bExcludes geese harvested coincidentally to duck hunting.

^cNumber of geese harvested coincidentally to duck hunting.

^dExcludes Southern Quota Zone and Rend Lake Quota Zone.

^eThe totals are less than the sums of the above values because some hunters were active in >1 zone and/or region.

^fThe 95% confidence interval is ±8,595.

Table 13. Distribution of goose hunters in relation to types of areas hunted in Illinois during the regular duck season in 1996.

<u>By Waterfowl Zones</u>						
	<u>North</u>	<u>Central</u>	<u>South</u>	<u>RLOZ</u>	<u>SIOZ</u>	<u>Statewide</u>
	(214) ^a	(492)	(79)	(103)	(493)	(1,230)
Private areas	67%	58%	47%	20%	52%	57%
Public areas	6	7	8	25	10	10
Both types of areas	27	35	45	55	38	33

<u>By Administrative Regions</u>							
	<u>1A</u>	<u>1B</u>	<u>2</u>	<u>3A</u>	<u>3B</u>	<u>4</u>	<u>5</u>
	(59)	(260)	(215)	(90)	(48)	(52)	(61)
Private areas	59%	67%	64%	47%	48%	44%	49%
Public areas	12	5	7	9	8	8	7
Both types of areas	29	28	29	44	44	48	44

Table 14. Summary of goose harvest and hunter activity during the regular goose season in Illinois from 1981-82 through 1996-97.

Season (Year)	Hunters	Days Afield	Goose Harvest		
			Canada Geese	Other Geese	Total
1981	23,610	132,610	44,302 (6,312) ^a	3,082 (1,719)	47,384 (8,031)
1982	24,058	107,557	29,574 (4,968)	1,499 (710)	31,073 (5,678)
1983	26,199	124,639	31,395 (4,325)	962 (577)	32,357 (4,902)
1984	22,426	102,583	23,147 (2,859)	1,675 (593)	24,822 (3,452)
1985	22,160	105,792	37,976 (5,248)	2,324 (753)	40,300 (6,001)
1986	30,327	200,291	45,535 (11,348)	2,625 (832)	48,160 (12,180)
1987	32,246	224,164	36,103 (3,563)	1,525 (499)	37,628 (4,062)
1988 ^b	34,456	251,176	72,550 (3,871)	1,832 (350)	74,382 (4,221)
1989 ^b	39,459	329,369	91,379 (2,988)	1,715 (182)	93,094 (3,170)
1990 ^b	40,459	346,036	67,127 (1,515)	1,319 (97)	68,446 (1,612)
1991 ^b	43,692	450,807	92,239 (1,245)	2,434 (70)	94,673 (1,315)
1992	35,253	334,010	59,352 (2,679)	1,412 (170)	60,764 (2,849)
1993	35,489	299,120	93,361 (1,260)	1,314 (82)	94,675 (1,342)
1994	37,090	320,580	67,790 (1,895)	1,753 (77)	69,543 (1,972)
1995	37,060	367,341	92,478 (4,034)	3,183 (245)	95,661 (4,279)
1996	36,582	339,253	65,864 (2,451)	4,939 ^c (114)	70,803 (2,641)

^aNumber of geese harvested coincidentally to duck hunting.

^bThe estimates of goose hunters and days afield for these years have been reduced to 92.48% - 96.48% of the original estimates. The estimates for geese harvested have not been reduced. See last paragraph of the METHODS section in Anderson and Williamson (1994) for explanation.

^cIncludes 4,063 snow geese.

Table 15. Canada goose harvest and hunter activity in quota counties in the North and Central Waterfowl Zones in Illinois during the 1996-97 season.

Zones and Quota Counties	Hunters		Days Afield	Canada Geese
	Successful ^a	Total		
North Zone				
DuPage	172	239	1,865	800
Kane	574	918	6,398	1,067
Lake	746	947	6,427	1,397
McHenry	832	1,320	9,353	2,057
LaSalle ^b	144	258	1,779	165
Will ^b	258	402	3,386	724
Total	2,726	4,074	29,208	6,210
Central Zone				
Calhoun	201	287	3,615	686
Cass	115	201	1,291	216
Fulton	2,209	3,500	38,218	5,079
Grundy	545	832	9,698	1,130
Jersey	86	144	2,554	609
Knox	430	947	6,226	1,130
Mason	230	459	7,001	622
Morgan	115	172	889	241
Peoria	201	344	3,586	533
Pike	172	402	2,898	622
Tazewell	172	230	1,951	254
Woodford	115	115	1,205	190
LaSalle ^c	258	516	3,558	318
Will ^c	516	832	6,886	1,460
Total	5,365	8,981	89,576	13,090

^aHarvested ≥ 1 Canada geese.

^bNorth of I-80 (33%).

^cSouth of I-80 (67%).

Table 16. Canada goose harvest in the North and Central Waterfowl Zones in Illinois in 1996-97 as determined by a phone-in monitoring system and by mail questionnaire survey.

<u>Zones and Counties</u>	<u>Phone-in Monitoring System</u>	<u>Mail Questionnaire Survey</u>	<u>Percentage Difference</u>
North Zone Quota counties	11,300	6,210	-45
Central Zone Quota counties	17,001	13,090	-23
Both Zones Quota counties	28,301	19,300	-32

Table 17. Canada goose harvest by zones in Illinois during the 1996-97 season.

Geographical Zones and Quota Zones	Canada Geese	
	Number	Percentage
North Waterfowl Zone		
Quota counties	6,210	68
Other counties	2,964	32
Total	9,174	100
Central Waterfowl Zone		
Quota counties	13,090	62
Other counties	7,975	38
Total	21,065	100
South Waterfowl Zone		
Rend Lake Quota Zone	5,028	14
Southern Quota Zone	25,091	71
Other counties	5,429	15
Total	35,548	100
Entire state		
Quota zones	49,419	75
Other counties	16,368	25
Unknown	76	<1
Total	65,864	100

Table 18. Rates of goose harvest and hunter activity during the regular goose season in Illinois in 1981-82 through 1996-97.

Year	Season Length/ Bag Limit ^a	Days Afield Per Hunter	Goose Harvest Per Hunter	
			Per Day	Per Season
1981	50/2	5.62	0.30	1.67
1982	40/1-2	4.47	0.24	1.06
1983	35-40/1-2	4.76	0.22	1.05
1984	20-25/1-2	4.57	0.21	0.95
1985	20-31/1-2	4.77	0.32	1.55
1986	40-50/1-2	6.60	0.18	1.19
1987	40-50/2	6.95	0.15	1.04
1988	50/2	7.29	0.28	2.04
1989	56-60/2	8.35	0.27	2.28
1990	70/3	8.55	0.19	1.65
1991	84-90/3	10.32	0.21	2.14
1992	79/2	9.47	0.17	1.64
1993	46/2	8.43	0.31	2.63
1994	51/2	8.64	0.21	1.82
1995	89-93/3	9.91	0.25	2.47
1996	84-93/2	9.27	0.20	1.86

^aFor Canada geese. The bag limit does not take into consideration restrictive regulations that were in effect in the Tri-County Zone (in Fulton, Knox, and Henry counties), or the Fulton-Knox County Zone, in some years.

Table 19. Summary of the number of ducks, geese, and coots that were crippled (knocked down but not retrieved) in Illinois from 1981 through 1996 seasons.

Year	Ducks		Geese		Coots	
	Total	Per 100 Bagged	Total	Per 100 Bagged	Total	Per 100 Bagged
1981	104,216	30.8	12,573	26.5	1,717	34.7
1982	82,287	25.2	5,868	18.9	1,595	27.0
1983	96,907	24.0	7,627	23.6	2,947	28.1
1984	84,665	23.8	5,711	23.0	3,236	42.0
1985	100,191	31.6	15,918	39.5	2,357	40.8
1986	145,283	38.3	20,699	41.5	2,770	37.6
1987	98,155	34.0	18,375	48.8	2,013	74.7
1988 ^a	65,856	35.5	22,730	30.6	1,020	52.7
1989 ^a	66,150	29.5	21,696	23.3	1,083	52.9
1990 ^a	59,007	29.9	23,895	34.9	868	38.0
1991 ^a	74,932	24.4	27,164	28.7	301	27.3
1992	68,027	31.4	18,631	32.1	1,450	45.7
1993	62,250	28.6	21,067	22.3	813	40.0
1994	65,266	26.4	16,234	23.3	1,167	30.1
1995	86,834	23.0	18,391	19.2	1,085	32.0
1996	64,324 ^b	22.6	16,641 ^b	23.5	430 ^b	13.1

^aThe estimates of ducks, geese, and coots crippled for these years have been reduced to 92.48% - 96.48% of the original estimates. The estimates for number of geese crippled per 100 bagged have been similarly reduced. See last paragraph of the METHODS section in Anderson and Williamson (1994) for explanation.

^bThe 95% confidence intervals were $\pm 5,905$ for ducks, $\pm 8,595$ for geese, and ± 357 for coots.

Table 20. Summary of the number of waterfowl that were crippled (knocked down but not retrieved) per 100 birds retrieved in the United States from 1952 through 1996 seasons. Data from U.S. Fish and Wildlife Service, Office of Migratory Bird Management, Hunter Questionnaire Surveys.

Year	Ducks	Geese	Coots
1952	27.9	22.9	--- ^a
1953	22.5	16.1	---
1954	23.0	17.1	---
1955	23.6	19.9	---
1956	23.3	16.8	---
1957	21.8	17.6	---
1958	23.3	19.6	---
1959	20.2	19.9	---
1960	23.0	17.9	---
1961	22.1	17.9	---
1962	22.6	17.5	---
1963	23.8	18.6	---
1964	23.8	17.9	---
1965	23.5	18.6	---
1966	22.4	16.1	---
1967	22.0	15.9	---
1968	23.2	16.1	---
1969	22.5	14.4	---
1970	21.1	15.3	---
1971	22.1	15.4	28.2
1972	22.4	15.5	29.6
1973	21.9	14.8	29.2
1974	21.5	14.3	29.1
1975	20.3	13.0	28.9
1976	19.4	14.2	26.8
1977	20.5	14.9	28.9
1978	20.2	15.7	29.0
1979	20.3	14.3	27.1
1980	19.2	12.9	30.9
1981	19.4	13.2	22.7
1982	19.2	15.2	27.7
1983	19.4	14.4	23.7
1984	19.5	14.2	30.4
1985	19.7	14.0	24.3
1986	20.1	15.7	32.5
1987	24.5	20.5	27.5
1988	23.9	16.3	31.0
1989	22.5	15.9	32.1
1990	23.4	16.4	30.4
1991	24.3	17.1	28.1
1992	24.1	17.1	30.6
1993	22.7	14.9	27.6
1994	20.7	14.4	20.7
1995	17.9	15.0	20.8
1996	17.8	13.2	24.4

^aNo data for 1952-1970.

Table 21. Awareness of duck and goose hunters of the National Migratory Bird Harvest Information Program (Illinois 1996-97). Sample sizes are in parentheses.

Responses to the following questions:

"Are you aware of the National Migratory Bird Harvest Information Program, called "HIP" for short?"

	<u>Duck Hunters</u> (1,523)	<u>Goose Hunters</u> (1,267)
Yes	79.9%	80.2%
No	20.1	19.8

"Did you register with this program for the 1996-97 season?"

	<u>Duck Hunters</u> (1,489)	<u>Goose Hunters</u> (1,246)
Yes	76.8%	76.7%
No	23.2	23.3

Table 22. Attitudes of duck hunters toward the Youth Waterfowl Hunting Day (Illinois 1996). Sample sizes are in parentheses.

Responses to the questions:

"Do you think the U.S. Fish and Wildlife Service's decision to allow an extra day of waterfowl hunting for youth hunters only (designated as "Youth Waterfowl Hunting Day") was a good idea or a bad idea?"

<u>Responses by Waterfowl Zones</u>				
	<u>North</u> (291)	<u>Central</u> (876)	<u>South</u> (345)	<u>Entire State</u> (1,527)
Good idea	78%	77%	74%	76%
Bad idea	6	10	11	10
No opinion	16	13	15	14

<u>Responses by Administrative Regions</u>							
	<u>1A</u> (111)	<u>1B</u> (372)	<u>2</u> (245)	<u>3A</u> (321)	<u>3B</u> (54)	<u>4</u> (123)	<u>5</u> (286)
Good idea	78%	79%	78%	74%	80%	76%	73%
Bad idea	5	10	7	12	9	11	11
No opinion	17	11	15	14	11	13	16

"Illinois' 1996 Youth Waterfowl Hunting Day took place 7 days before the opening of the regular duck season in each zone. Thus, there were 6 days of no hunting between the Youth Waterfowl Hunting Day and the opening of the regular duck season. In your opinion, was this 6-day no hunting period about right, or should it have been longer than 6 days or shorter than 6 days?"

<u>Responses by Waterfowl Zones</u>				
	<u>North</u> (283)	<u>Central</u> (853)	<u>South</u> (343)	<u>Entire State</u> (1,494)
Six days about right	54%	54%	51%	53%
Should have been >6 days	15	15	18	16
Should have been <6 days	4	4	2	3
Others	2	5	6	5 ^a
No opinion	25	22	23	23

Table 22 - continued.

Table 22. Continued - page 2.

	<u>Responses by Administrative Regions</u>						
	<u>1A</u>	<u>1B</u>	<u>2</u>	<u>3A</u>	<u>3B</u>	<u>4</u>	<u>5</u>
	(108)	(360)	(240)	(311)	(54)	(122)	(284)
Six days about right	54%	54%	53%	54%	50%	53%	50%
Should have been >6 days	18	16	15	15	18	10	19
Should have been <6 days	5	3	5	3	4	2	3
Other	1	5	3	6	2	6	7
No opinion	22	22	24	22	26	29	21

*Includes: discontinue YWHD (2.4%), make YWHD part of the regular duck season (1.3%), and 7 miscellaneous suggestions (0.9%).

Table 23. Attitudes of duck hunters toward the dates for the regular duck season (Illinois 1996). Sample sizes are in parentheses.

Responses to the questions,

"The dates for Illinois' 1996 regular duck season were October 12-November 30 in the North Zone, October 26-December 14 in the Central Zone and November 9-December 28 in the South Zone. What do you think about using similar dates for the 1997 duck season?"

Responses by Waterfowl Zones

	<u>North</u> (283)	<u>Central</u> (824)	<u>South</u> (330)	<u>Entire State</u> (1,453)
Too early	23%	28%	43%	30%
About right	62	53	46	53
Too late	11	14	7	12
No opinion	4	5	4	5

"If the length of the duck season is extended from 50 to 60 days in 1997, should the additional days be added to the front of the season, to the back of the season, or split so that some days are added to both the front and back of the season?"

Responses by Waterfowl Zones

	<u>North</u> (291)	<u>Central</u> (874)	<u>South</u> (343)	<u>Entire State</u> (1,523)
All days to front	22%	24%	8%	20%
All days to back	37	43	67	47
Split days	37	31	23	31
No opinion	4	2	2	2

Responses by Administrative Regions

	<u>1A</u> (111)	<u>1B</u> (373)	<u>2</u> (245)	<u>3A</u> (317)	<u>3B</u> (54)	<u>4</u> (124)	<u>5</u> (284)
All days to front	18%	34%	21%	17%	19%	17%	7%
All days to back	39	30	45	48	46	53	71
Split days	39	35	32	33	28	30	20
No opinion	4	1	2	2	7	0	2

Table 24. Attitudes of duck hunters toward split duck seasons (Illinois, 1996). Sample sizes are in parentheses.

Responses to the question,

"In recent years, the state of Illinois has been divided into 3 geographical zones for purposes of setting the duck hunting season. In the future, the U.S. Fish and Wildlife Service may allow Illinois to split the duck season into 2 time periods within each zone. Split duck seasons may improve hunting opportunities for both early-migrating species and late-migrating species. However, the early season could not begin before the Saturday closet to October 1 and the late season would be hampered by freezeups in December. With these facts in mind, are you supportive or unsupportive of having split duck seasons in Illinois?"

Responses by Waterfowl Zones

	<u>North</u> (289) ^a	<u>Central</u> (866)	<u>South</u> (341)	<u>Entire State</u> (1,511)
Supportive	32%	33%	49%	36%
Unsupportive	45	48	33	44
No opinion	23	19	18	20

Responses by Administrative Regions

	<u>1A</u> (109)	<u>1B</u> (369)	<u>2</u> (245)	<u>3A</u> (313)	<u>3B</u> (54)	<u>4</u> (124)	<u>5</u> (282)
Supportive	29%	28%	35%	35%	33%	45%	49%
Unsupportive	47	55	43	47	39	35	33
No opinion	24	17	22	18	28	20	18

Table 25. Attitudes of duck hunters toward quantity versus quality for management on public areas (Illinois 1996). Sample sizes are in parentheses.

Responses to the questions:

"If you waterfowl hunted on public areas, do you think management on these areas should emphasize quantity (maximum hunters and crowding), quality (fewer hunters and less crowding), or a blend whereby some areas stress quantity and other areas stress quality?"

Responses by Waterfowl Zones

	<u>North</u> (162) ^a	<u>Central</u> (460)	<u>South</u> (252)	<u>Entire State</u> (878)
Quantity	4%	4%	4%	4%
Quality	46	53	52	52
Blend	35	33	35	34
No opinion	15	10	9	10

Responses by Administrative Regions

	<u>1A</u> (69)	<u>1B</u> (194)	<u>2</u> (113)	<u>3A</u> (177)	<u>3B</u> (37)	<u>4</u> (75)	<u>5</u> (209)
Quantity	4%	6%	3%	3%	3%	1%	4%
Quality	51	52	48	49	57	66	50
Blend	30	32	39	35	32	28	35
No opinion	15	10	10	13	8	5	11

"From a personal perspective, would you prefer to have access to a public area that emphasizes quantity waterfowl hunting or an area that emphasizes quality hunting? For example, "quantity" hunting might equate to 80 blinds spaced at 100-yard intervals and a 75% chance of you personally hunting on a given day. In contrast, "quality" hunting may involve 20 blinds spaced 400 yards apart and a 25% chance of you personally hunting on a given day."

Responses by Waterfowl Zones

	<u>North</u> (160)	<u>Central</u> (463)	<u>South</u> (253)	<u>Entire State</u> (880)
Crowded/75% chance	9%	10%	15%	11%
Uncrowded/25% chance	67	76	70	73
Undecided	24	14	15	16

Table 25 - continued.

Table 25. Continued - page 2.

	<u>Responses by Administrative Regions</u>						
	<u>1A</u>	<u>1B</u>	<u>2</u>	<u>3A</u>	<u>3B</u>	<u>4</u>	<u>5</u>
	(68)	(195)	(112)	(180)	(37)	(77)	(207)
Crowded/75% chance	7%	8%	11%	13%	13%	5%	16%
Uncrowded/25% chance	68	79	69	71	76	78	70
Undecided	25	13	20	16	11	17	14

^aDuck hunters who were active on public areas.

Table 26. Attitudes of goose hunters toward quantity versus quality for management on public areas (Illinois 1996-97). Sample sizes are in parentheses.

Responses to the following questions:

"If you waterfowl hunted on public areas, do you think management on these areas should emphasize quantity (maximum hunters and crowding), quality (fewer hunters and less crowding), or a blend whereby some areas stress quantity and other areas stress quality?"

Responses by Waterfowl Zones

	<u>North</u> (71) ^a	<u>Central</u> (205)	<u>South</u> (40)	<u>RLOZ^b</u> (82)	<u>SIOZ^c</u> (236)	<u>Entire State</u> (519)
Quantity	6%	3%	5%	3%	1%	3%
Quality	42	58	43	51	56	53
Blend	39	31	43	39	32	34
No opinion	13	8	9	7	11	10

Responses by Administrative Regions

	<u>1A</u> (47)	<u>1B</u> (209)	<u>2</u> (161)	<u>3A</u> (77)	<u>3B</u> (41)	<u>4</u> (47)	<u>5</u> (54)
Quantity	2%	2%	4%	5%	2%	0%	9%
Quality	45	50	44	48	51	53	46
Blend	30	28	27	27	27	36	32
No opinion	23	20	25	20	20	11	13

"From a personal perspective, would you prefer to have access to a public area that emphasizes quantity waterfowl hunting or an area that emphasizes quality hunting? For example, "quantity" hunting might equate to 80 blinds spaced at 100-yard intervals and a 75% chance of you personally hunting on a given day. In contrast, "quality" hunting may involve 20 blinds spaced 400 yards apart and a 25% chance of you personally hunting on a given day."

Responses by Waterfowl Zones

	<u>North</u> (70) ^a	<u>Central</u> (205)	<u>South</u> (42)	<u>RLOZ</u> (83)	<u>SIOZ</u> (234)	<u>Entire State</u> (517)
Crowded/75% chance	7%	8%	14%	12%	10%	10%
Uncrowded/25% chance	74	78	79	73	77	76
Undecided	19	14	7	15	13	14

Table 26 - continued.

Table 26. Continued - page 2.

	<u>Responses by Administrative Regions</u>						
	<u>1A</u> (55)	<u>1B</u> (257)	<u>2</u> (208)	<u>3A</u> (91)	<u>3B</u> (50)	<u>4</u> (53)	<u>5</u> (63)
Crowded/75% chance	9%	10%	8%	10%	8%	2%	14%
Uncrowded/25% chance	60	77	74	76	72	79	72
Undecided	31	13	18	14	20	19	14

^aGoose hunters who were active on public areas.

^bRend Lake Quota Zone.

^cSouthern Illinois Quota Zone.

Table 27. Attitudes of waterfowl hunters toward having an early September Canada goose season (Illinois 1996). Sample sizes are in parentheses.

Responses to the questions:

"With approval from the U.S. Fish and Wildlife Service, Illinois had an early (September 7-15) Canada goose hunting season in the North and Northeast Zones in 1996. The purpose of this experimental season was to provide sportsmen with additional opportunities to hunt local Canada geese and, in some areas, to increase the harvest of geese that have become nuisances. Hunting in early September and again during the regular season may reduce goose populations in some areas. However, some of the geese harvested in September would otherwise be harvested during the regular season. With these facts in mind, please answer the following questions regarding the early (September) Canada goose hunting season in Illinois."

"Do you agree or disagree with the concept of having an early (September) Canada goose hunting season in Illinois for the purposes of sport hunting and/or to increase harvest of nuisance geese?"

<u>Responses by Waterfowl Zones</u>				
	<u>North</u>	<u>Central</u>	<u>South</u>	<u>Entire State</u>
For sport hunting	(480) ^a	(906)	(284)	(1,670)
Agree	74%	60%	44%	61%
Disagree	15	21	30	21
No opinion	11	19	26	18
To increase harvest of nuisance geese	(471) ^a	(870)	(283)	(1,624)
Agree	80%	66%	50%	67%
Disagree	11	17	25	17
No opinion	9	17	25	16

"Are you supportive or unsupportive of having an early (September) Canada goose hunting season in the counties listed below?"

<u>Responses by Waterfowl Zones</u>				
	<u>North</u>	<u>Central</u>	<u>South</u>	<u>Entire State</u>
County of residence	(466) ^a	(888)	(284)	(1,636)
Supportive	76%	55%	22%	55%
Unsupportive	15	29	55	30
No opinion	9	16	23	15

Table 27 - continued.

Table 27. Continued - page 2.

County where goose hunt	(268) ^c	(555)	(468)	(1,040)
Supportive	78%	56%	36%	55%
Unsupportive	14	31	44	32
No opinion	8	13	20	13
County where duck hunt	(335) ^d	(696)	(221)	(1,252)
Supportive	74%	52%	22%	52%
Unsupportive	16	32	51	31
No opinion	10	16	27	17

^aResident waterfowl hunters.

^bIncludes Rend Lake and Southern Illinois Quota Zones.

^cResident goose hunters.

^dResident duck hunters.

Table 28. Attitudes of goose hunters toward a 70-day season and 1 Canada goose per day versus a 50-day season and 2 Canada geese per day (Illinois 1996-97). Sample sizes are in parentheses.

Responses to the question:

"If Canada goose hunting regulations have to be more restrictive during the 1997-98 season, would you prefer a 70-day season with a daily bag of 1 Canada goose or a 50-day season with a daily bag of 2 Canada geese?"

Responses by Waterfowl Zones

	<u>North</u> (216) ^a	<u>Central</u> (495)	<u>South</u> (82)	<u>RLOZ^b</u> (105)	<u>SIOZ^c</u> (511)	<u>Entire State</u> (1,257)
70 days & 1 goose	28%	30%	31%	28%	18%	26%
50 days & 2 geese	68	67	68	68	77	70
No opinion	4	3	1	4	5	4

Responses by Administrative Regions

	<u>1A</u> (59)	<u>1B</u> (262)	<u>2</u> (217)	<u>3A</u> (89)	<u>3B</u> (50)	<u>4</u> (53)	<u>5</u> (63)
70 days & 1 goose	27%	33%	29%	28%	22%	21%	33%
50 days & 2 geese	68	65	69	66	74	73	65
No opinion	5	2	2	6	4	6	2

Table 29. Attitudes of goose hunters toward the dates for the late snow/blue goose season (Illinois 1996-97). Sample sizes are in parentheses.

Responses to the question:

"The 1996-97 snow/blue geese season occurred on October 12-January 12 and February 25-March 10 in the North Zone, October 26-January 26 and February 25-March 10 in the Central Zone, and November 9-January 31 and February 8-March 2 in the South Zone. By international treaty, the season cannot extend past March 10. Did you like these season dates or would you prefer shifting the days in December/January to February/March? Note: In most years, more snow/blue geese are present in Illinois during February and March than December and January.

	<u>Responses by Waterfowl Zone</u>					
	<u>North</u> (18) ^a	<u>Central</u> (107)	<u>South</u> (35)	<u>RLOZ</u> (42)	<u>SIOZ</u> (122)	<u>Statewide</u> (259)
Liked dates used in 1996-97	56%	45%	57%	50%	48%	48%
Prefer shifting days to Feb/March	39	39	37	36	42	39
Other	0	4	3	5	2	3 ^b
No opinion	5	12	3	9	8	10

^aHunters who pursued snow/blue geese.

^bFourteen miscellaneous suggestions.

Table 30. Attitudes of goose hunters as to the amount of food that should be grown on goose refuges in the Southern Illinois Quota Zone (Illinois 1996-97). Sample sizes are in parentheses.

Responses to the following question:

"If you hunted geese in the Southern Illinois Quota Zone, which of the following refuges were you closest to most of the time?

Horseshoe Lake....1 Union County....2 Crab Orchard....3

"In your opinion, how much goose food should be grown on this refuge? In answering this question, consider the following points of view: Too much food reduces the need for geese to leave the refuge and may cause poor goose hunting on surrounding areas. On the other hand, too little food can jeopardize the welfare of the geese and may cause some geese to move to refuges in Kentucky and Missouri."

Responses by Refuges

	<u>Horseshoe Lake</u> (119)	<u>Union County</u> (105)	<u>Crab Orchard</u> (255)	<u>All three Refuges</u> (510)
Extra food	24%	42%	29%	31%
Barely enough food	46	40	46	44
Less than enough food	17	14	18	16
Essentially no food	1	0	1	1
No opinion	12	4	6	8

Table 31. Sex and age of 1996 Illinois Migratory Stamp purchasers and waterfowl hunters following the 1996-97 waterfowl hunting season. Sample sizes are in parentheses.

Category	Stamp Purchasers:			
	Who Hunted Ducks (1,532)	Who Hunted Geese (1,265)	Who Hunted Ducks and/or Geese (1,970)	All Stamp Purchasers (2,243)
Sex				
Male	98.7%	98.7%	98.8%	98.5%
Female	1.3	1.3	1.2	1.5
Age				
Mean (years)	40.4	40.3	41.2	41.8
Distribution				
≤15 years	0.1 ^a	0.2 ^a	0.2 ^a	0.2
16-20 "	4.6	4.6	4.3	4.0
21-30 "	20.3	19.4	18.4	17.8
31-40 "	28.3	29.2	27.5	27.0
41-50 "	24.8	25.3	25.7	25.5
51-60 "	13.0	13.2	14.2	15.0
61-64 "	3.2	3.0	3.2	3.5
≥65 "	5.7	5.1	6.5	7.0

^aJunior (≤15 years) hunters were exempt from the Illinois Migratory Waterfowl Stamp. The proportionate numbers of juniors were estimated to equate to 8.5% (duck hunters), 8.7% (goose hunters), and 8.6% (all waterfowl hunters) of stamp-purchasing (≥16 years) hunters (Anderson et al. 1996:3-4). If juniors are included in the age distribution, all of the percentages must be adjusted accordingly.

1996-97 ILLINOIS WATERFOWL HUNTER SURVEY

INSTRUCTION

To properly manage Illinois' waterfowl resources, the Department of Natural Resources needs information about waterfowl hunters, their hunting activities, and their opinions on selected issues.

Please answer the questions on the following pages for your waterfowl hunting activities during the 1996-97 season.

If you did not hunt waterfowl in Illinois during the 1996-97 season, answer the first five questions and return this form.

Report only your kill. **DO NOT** report the kill of others with whom you may have hunted.

Write in the number of days that you hunted ducks and the number of days that you hunted geese. Include your unsuccessful days.

If you hunted both ducks and geese at the same time, count the day toward your primary target -- that is, primarily ducks or primarily geese. **DO NOT** count the hunt as a day of duck hunting and also as a day of goose hunting.





If you can't remember the exact figures, give your best estimate.


Your responses are strictly confidential and will never be associated with your name. Since you are part of a small, randomly selected group, your participation and your opinions are very important.

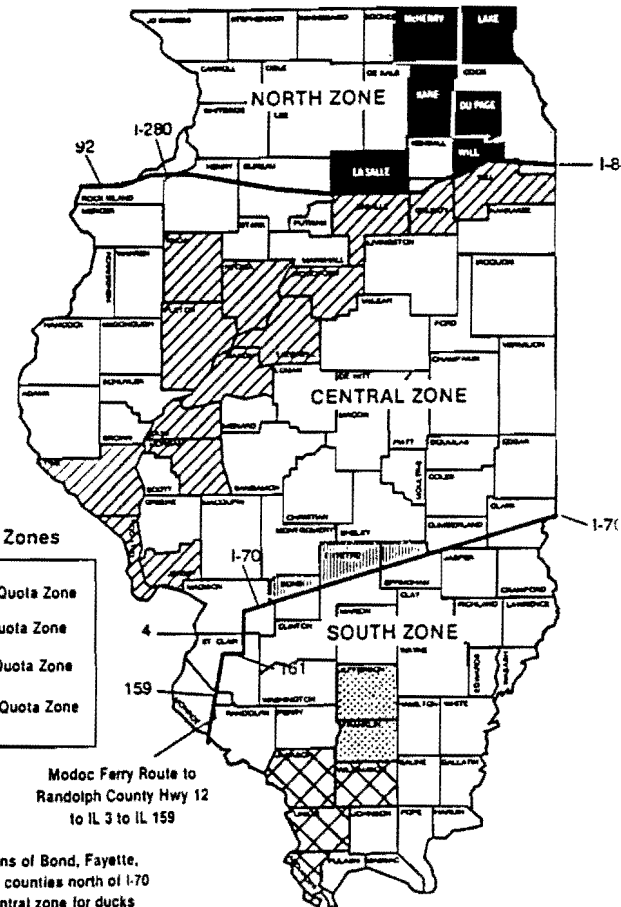
When completed, insert questionnaire into the self-addressed envelope and mail. **POSTAGE IS PREPAID**

Thank you for your cooperation

Goose Quota Zones

-  Northern IL Quota Zone
-  Central IL Quota Zone
-  Rend Lake Quota Zone
-  Southern IL Quota Zone

 These portions of Bond, Fayette, & Effingham counties north of I-70 are in the central zone for ducks and south zone for geese.



Your comments are welcome but please write them on a separate sheet of paper to receive proper attention

Figure 1. The questionnaire used for the 1996-97 Illinois Waterfowl Hunter Survey.

1996-97 ILLINOIS WATERFOWL HUNTER SURVEY
(see instructions on first page)

GENERAL INFORMATION

1. How many 1996 Illinois Migratory Waterfowl Stamps did you purchase for your personal use (do not include Federal Stamps)....._____
2. Did you purchase a 1996 Illinois Habitat Stamp? (circle number for appropriate answer)
Yes.....1 No.....2
3. How old were you on your last birthday?_____years
4. You are (circle one)? Male Female
5. Did you hunt waterfowl (ducks, geese, and/or coots) in Illinois during the 1996-97 season? (circle number for appropriate answer)
Yes.....1 No.....2

SEPTEMBER TEAL SEASON

6. How many different days did you hunt teal during the September teal season in Illinois in 1996?....._____
7. How many teal did you personally harvest (kill and retrieve) during the September teal season in Illinois in 1996?....._____

YOUTH WATERFOWL HUNTING DAY

Note: This was a special 1-day waterfowl hunt for youth (15 years of age or younger) waterfowl hunters. It took place on (Saturday) October 5 in the North Zone, October 19 in the Central Zone, and November 2 in the South Zone.

8. Did you take 1 or more youths waterfowl hunting on the special Youth Waterfowl Hunting Day in Illinois in 1996? (circle number for appropriate answer)
Yes.....1 No.....2
9. If "Yes", a. How many youth waterfowl hunters did you take?....._____
- b. How many ducks and coots did the youth(s) harvest (kill and retrieve)?.....Total ducks _____
Total coots _____

REGULAR DUCK SEASON

10. How many different days did you hunt ducks during the regular duck season in Illinois in 1996? (NOTE: If you killed all your ducks coincidental to goose hunting, leave this space blank)....._____

11. In which county or counties did you hunt ducks during the regular duck season in Illinois in 1996?.....County hunted most _____
 Second most..... _____
 Third most..... _____

12. List the number of ducks and coots you personally harvested during the regular duck season in Illinois in 1996. DO NOT include birds killed in other states or countries.

I personally killed and retrieved:	I knocked down in sight but could not retrieve:
Mallards _____	Ducks _____
Wood Ducks _____	Coots _____
Other Ducks _____	
Coots _____	

13. Did the "other ducks" you harvested include any canvasbacks? (circle number for appropriate answer)
 Yes.....1 No.....2 If "Yes", how many?.... _____

EARLY CANADA GOOSE SEASON IN NORTH AND NORTHEAST ILLINOIS

NOTE: This special experimental season took place on September 7-15 in the North Zone and Northeast Zone (see map on first page).

14. Did you hunt Canada geese during the early (September) Canada goose season in the North or Northeast Zone in 1996?
 Yes.....1 No.....2

15. If "Yes", a. How many different days did you hunt geese in September?.. _____
 b. How many Canada geese did you personally harvest in Sept?.. _____
 c. In which county did you hunt most in September?..... _____

REGULAR GOOSE SEASON

16. List the number of days you hunted geese and the number of geese you personally harvested during the regular goose season in Illinois in 1996-97. DO NOT include geese listed in question 15b above. (NOTE: If you killed all your geese coincidental to duck hunting, leave the number of days blank)

	<u>Days</u>	<u>Canada Geese</u>	<u>Snow/Blue Geese</u>	<u>Other Geese</u>
*In Southern IL Quota Zone (see map) ..	_____	_____	_____	_____
*In Rend Lake Quota Zone (see map)	_____	_____	_____	_____
*Other areas (write in name of each county): a. _____	_____	_____	_____	_____
b. _____	_____	_____	_____	_____
c. _____	_____	_____	_____	_____

17. How many geese did you knock down in sight but neither you nor anyone else could retrieve in Illinois in 1996-97? _____
18. Did you (or do you plan to) hunt snow/blue geese during the late (February 25-March 10 in Central and North Zones; February 8-March 2 in South Zone) season in Illinois?
 Yes.....1 No.....2 Undecided.....3

YOUR OPINIONS

19. Do you think the U.S. Fish and Wildlife Service's decision to allow an extra day of waterfowl hunting for youth hunters only (designated as "Youth Waterfowl Hunting Day") was a good idea or a bad idea? (circle number for appropriate answer)
- Good idea.....1 Bad idea.....2 No opinion.....3

20. Illinois' 1996 Youth Waterfowl Hunting Day took place 7 days before the opening of the regular duck season in each zone. Thus, there were 6 days of no hunting between the Youth Waterfowl Hunting Day and the opening of the regular duck season. In your opinion, was this 6-day no hunting period about right, or should it have been longer than 6 days or shorter than 6 days? (circle number for appropriate answer)
- Six days was about right.....1
 Should have been longer than 6 days.....2
 Should have been shorter than 6 days.....3
 Other (write in) _____4
 No opinion.....5

21. The dates for Illinois' 1996 regular duck season were October 12-November 30 in the North Zone, October 26-December 14 in the Central Zone, and November 9-December 28 in the South Zone. What do you think about using similar dates for the 1997 duck season? (circle number for appropriate answer)
- | | <u>Too Early</u> | <u>About Right</u> | <u>Too Late</u> | <u>No opinion</u> |
|------------------|------------------|--------------------|-----------------|-------------------|
| North Zone..... | 1..... | 2..... | 3..... | 4..... |
| Central Zone.... | 1..... | 2..... | 3..... | 4..... |
| South Zone..... | 1..... | 2..... | 3..... | 4..... |

22. If the length of the duck season is extended from 50 to 60 days in 1997, should the additional days be added to the front of the season, to the back of the season, or split so that some days are added to both the front and back of the season? (circle number for appropriate answer)
- *Add all additional days to front of season.....1
 *Add all additional days to back of season.....2
 *Split additional days so that some are added to both front and back...3
 *No opinion.....4

23. In recent years, the State of Illinois has been divided into 3 geographical zones for purposes of setting the duck hunting season. In the future, the U.S. Fish and Wildlife Service may allow Illinois to split the duck season into 2 time periods within each zone. Split duck seasons may improve hunting opportunities for both early-migrating species and late-migrating species. However, the early season could not begin before the Saturday

closest to October 1 and the late season would be hampered by freezeups in December. With these facts in mind, are you supportive or unsupportive of having split duck seasons in Illinois? (circle number for appropriate answer)

Supportive.....1 Unsupportive.....2 No opinion.....3

24. The 1996-97 snow/blue geese season occurred on October 12-January 12 and February 25-March 10 in the North Zone, October 26-January 26 and February 25-March 10 in the Central Zone, and November 9-January 31 and February 8-March 2 in the South Zone. By international treaty, the season cannot extend past March 10. Did you like these season dates or would you prefer shifting the days in December/January to February/March? Note: In most years, more snow/blue geese are present in Illinois during February and March than during December and January. (circle appropriate answer for the zone you hunt most)

- *Liked the dates used for the 1996-97 season.....1
- *Prefer shifting the days in December/January to February/March.....2
- *Other (write in) _____.....3
- *No opinion.....4

25. With approval from the U.S. Fish and Wildlife Service, Illinois had an early (September 7-15) Canada goose hunting season in the North and Northeast Zones in 1996. The purpose of this experimental season was to provide sportsmen with additional opportunities to hunt local Canada geese and, in some areas, to increase the harvest of geese that have become nuisances. Hunting in early September and again during the regular season may reduce goose populations in some areas. However, some of the geese harvested in September would otherwise be harvested during the regular season. With these facts in mind, please answer the following questions regarding the early (September) Canada goose hunting season in Illinois.

25a. Do you agree or disagree with the concept of having an early (September) Canada goose hunting season in Illinois for the purposes of sport hunting and/or to increase harvest of nuisance geese? (circle appropriate answer for each category)

Agree Disagree No Opinion

- *For sport hunting opportunities.....1.....2.....3
- *Increase harvest of nuisance Canada geese...1.....2.....3

25b. Are you supportive or unsupportive of having an early (September) Canada goose hunting season in the counties listed below? (circle appropriate answer for each county listed)

Supportive Unsupportive Undecided

- *In your county of residence.....1.....2.....3
- *In the county where you goose hunt most..1.....2.....3
- *In the county where you duck hunt most...1.....2.....3

26. If you hunted geese in the Southern Illinois Quota Zone, which of the following refuges were you closest to most of the time? (circle number for appropriate answer)

Horseshoe Lake.....1 Union County.....2 Crab Orchard.....3

26a. In your opinion, how much goose food should be grown on this refuge? In answering this question, consider the following points of view: Too much food reduces the need for geese to leave the refuge and may cause

poor goose hunting on surrounding areas. On the other hand, too little food can jeopardize the welfare of the geese and may cause some geese to move to refuges in Kentucky and Missouri. (circle number for appropriate answer)

- *Should grow extra feed as a hedge against unplanned emergencies...1
- *Should grow barely enough feed to support the geese.....2
- *Should grow less than enough feed to support the geese.....3
- *Should grow essentially no food for the geese.....4
- *No opinion.....5

27. If Canada goose hunting regulations have to be more restrictive during the 1997-98 season, would you prefer a 70-day season with a daily bag of 1 Canada goose or a 50-day season with a daily bag of 2 Canada geese? (circle number for appropriate answer)

- 70 days and 1 goose...1 50 days and 2 geese...2 No opinion...3

28. Did you hunt ducks and/or geese on private areas, public areas, or both private and public areas, in Illinois during the 1996-97 season? (circle appropriate answer for ducks and for geese)

- Ducks: Private...1 Public...2 Both private and public...3
Geese: Private...1 Public...2 Both private and public...3

28a. If you waterfowl hunted on public areas, do you think management on these areas should emphasize quantity (maximum hunters and crowding), quality (fewer hunters and less crowding), or a blend whereby some areas stress quantity and other areas stress quality? (circle number for appropriate answer)

- Quantity..1 Quality..2 Blend..3 No opinion..4

28b. From a personal perspective, would you prefer to have access to a public area that emphasizes quantity waterfowl hunting or an area that emphasizes quality hunting? For example, "quantity" hunting might equate to 80 blinds spaced at 100-yard intervals and a 75% chance of you personally hunting on a given day. In contrast, "quality" hunting may involve 20 blinds spaced 400 yards apart and a 25% chance of you personally hunting on a given day. (circle number for appropriate answer)

- Prefer crowded area with 75% chance of hunting1
Prefer uncrowded area with 25% chance of hunting.....2
Undecided.....3

29. Are you aware of the National Migratory Bird Harvest Information Program, called "HIP" for short? (circle number for appropriate answer)

- Yes.....1 No.....2

29a. Did you register with this program for the 1996-97 season?

- Yes.....1 No.....2

Thank you for your cooperation
POSTAGE IS PREPAID



ILLINOIS
DEPARTMENT OF
NATURAL RESOURCES

524 South Second Street, Springfield 62701-1787

Jim Edgar, Governor ● Brent Manning, Director

Dear Fellow Sportsman:

You are one of a select group of Illinoisans asked to furnish information on your waterfowl hunting activities during the past hunting season.

The information supplied by you and other selected hunters is vital to the management of our waterfowl resources: (1) to safeguard waterfowl populations, (2) to grant maximum waterfowl hunting opportunity to license holders, and (3) to maintain an attractive level of hunter success.

The information you provide is used to better understand the welfare of the various waterfowl populations. These statistics include distribution of total harvest, number of hunters, and hunting success.

Your reply is very important, even if you did not hunt waterfowl or were not successful. Only a limited number of waterfowl hunters can be contacted, therefore, your response is urgently needed.

Please take a few minutes and fill out the parts of the questionnaire that apply to you. If you do not remember exact figures, please give your best estimate.

Drop the completed questionnaire in the mail. Postage is prepaid.

Yours for better waterfowling.

Sincerely,

Jeffrey M. Ver Steeg
Chief
Division of Wildlife Resources

JMV:WLA:lc
Enclosure
W1

Figure 3. The letter that accompanied the first mailing of the questionnaire.



ILLINOIS
DEPARTMENT OF
NATURAL RESOURCES

524 South Second Street, Springfield 62701-1787

Jim Edgar, Governor ● Brent Manning, Director

Dear Fellow Sportsman:

Recently we mailed you a Waterfowl Hunting Questionnaire, and requested that you fill out and return it as soon as possible. We have not received your form at this time -- perhaps because you have misplaced the questionnaire or haven't found time to complete it and return it to us.

We are enclosing another questionnaire which we hope you will complete and return to us. If you have already returned a questionnaire, please discard this one. The information supplied by you and other waterfowl hunters being sampled will be of great value to the Department of Natural Resources in better directing the management of Illinois' waterfowl resources.

Please fill out the questionnaire completely and return it even if you did not hunt waterfowl, or were not successful.

Postage is prepaid for returning the completed questionnaire. Your prompt attention will be sincerely appreciated.

Thank You.

Sincerely,

Jeffrey M. Ver Steeg
Chief

Division of Wildlife Resources

JMV:WLA:lc
Enclosure
W2



ILLINOIS
DEPARTMENT OF
NATURAL RESOURCES

524 South Second Street, Springfield 62701-1787

Jim Edgar, Governor ● Brent Manning, Director

Dear Fellow Sportsman:

This letter is to remind you that we still would like to receive a report of your waterfowl hunting activities for the past season. We don't like to keep bothering you, but this information is very important which only you can supply.

Another copy of the questionnaire is enclosed. We hope you will complete it and return it as soon as possible. If you have already returned a questionnaire, please discard this one. Your response is needed--even though you did not hunt waterfowl or had an unsuccessful season.

Postage is prepaid for returning the questionnaire. Just fill it out and drop in the mail. Please help us complete this survey by sending your questionnaire now. Your prompt attention will be greatly appreciated.

Thank You.

Sincerely,

Jeffrey M. Van Steeg
Chief

Division of Wildlife Resources

JMV:WLA:lc
Enclosure
W3

1996-7 WATERFOWL HUNTING INFORMATION

Non-Toxic Shot Required Statewide
New Regulations Other Than Dates Are Shaded

DUCKS & EARLY CANADA GEESE

SPECIES	DATES (Inclusive)	HOURS	DAILY LIMIT	POSSESSION LIMIT
Teal	Sept. 7 - Sept. 15 (Statewide)	Sunrise to Sunset	4	8
Ducks	North Oct. 12 - Nov. 30	½ hour before sunrise to sunset	5 (See section on Bag Limits)	2 x daily bag limit
Mergansers	Central Oct. 26 - Dec. 14		5 (See section on Bag Limits)	2 x daily bag limit
Coots	South Nov. 9 - Dec. 28		15	30
Early Canada Geese	Sept. 7-Sept. 15 (Northeast Zone Only)		5 ¹	10
Early Canada Geese	Sept. 7-Sept. 15 (Northern Zone Only)		2 ²	10

¹ Daily bag limit is five in the Northeast Canada Goose Zone and two in that portion of the Northern Zone outside the Northeast Canada Goose Zone.


GEESE

	DATES (a) (Inclusive)	HOURS	DAILY LIMIT	POSSESSION LIMIT
Canada Geese				
North & Northern IL Quota Zone	Oct. 12-Jan. 12	½ hour before sunrise to sunset	2	10
Central & Central IL Quota Zone	Oct. 26-Jan. 26			
South Zone	Nov. 9-Jan. 31	½ hour before sunrise to 3 p.m. (b)	10	30
Southern IL & Rend Lake Quota Zone	Nov. 9-Jan. 31			
Snow/Blue & Ross' Geese				
North & Northern IL Quota Zone	Oct. 12-Jan. 12 & Feb. 25-Mar. 10	½ hour before sunrise to sunset	10	30
Central & Central IL Quota Zone	Oct. 26-Jan. 26 & Feb. 25-Mar. 10			
South Zone	Nov. 9-Jan. 31 & Feb. 8-Mar. 2	½ hour before sunrise to 3 p.m. (b)	10	30
Southern IL & Rend Lake Quota Zone	Nov. 9-Jan. 31			
Southern IL & Rend Lake Quota Zone (closed in portions of Alexander and Union counties (c))	Feb. 8-Mar. 2	½ hour before sunrise to sunset		
White-fronted Geese & Brants				
North & Northern IL Quota Zone	Oct. 12-Dec. 20	½ hour before sunrise to sunset	2 White-fronts and 2 Brants	4 White-fronts and 4 Brants
Central & Central IL Quota Zone	Oct. 26-Jan. 3			
South Zone	Nov. 23-Jan. 31	¼ hour before sunrise to 3 p.m. (b)		
Southern IL & Rend Lake Quota Zone	Nov. 23-Jan. 31			

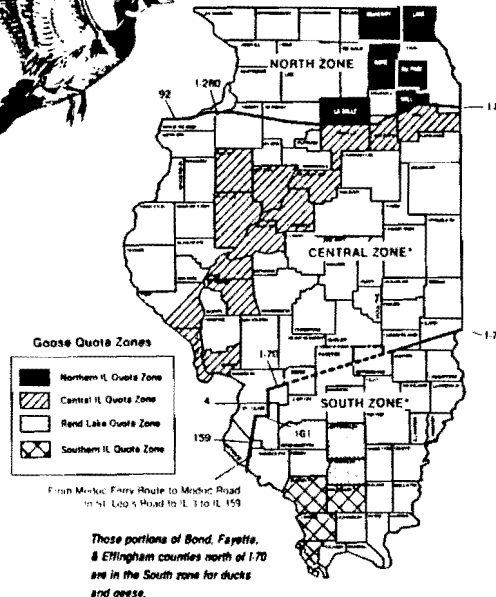
(a) The Dept. of Natural Resources will close the Canada goose season earlier than dates listed above in a quota zone and the entire zone within which a quota zone lies by giving 48 hours notice when quotas established by federal regulations are reached in a quota zone. Entire zones would be closed, as the following quota zones reached their quotas respectively: Northern Illinois Quota Zone would close the North Zone; Central Illinois Quota Zone would close the Central Zone; Rend Lake Quota Zone AND Southern Illinois Quota Zone combined would close the South Zone.

(b) During the last 3 days of Canada goose season (Jan. 29, 30 and 31) closing time is sunset.

(c) ZONE'S CLOSED TO SNOW-BLUE AND ROSS' GEESE HUNTING DURING FEB & MAR SEASONS SEE 1996-7 WATERFOWL HUNTING INFORMATION BROCHURE



Illinois Waterfowl Zones



DUCKS - Bag Limit - Bag limits on ducks are established by a conventional bag limit as follows:

The basic daily bag limit shall be 5 ducks, no more than 4 of which shall be mallards (no more than one hen mallard) and not more than 2 wood ducks, and not more than one black duck, 2 redheads, one pintail, or one canvasback. The daily bag limit for mergansers is 5, only 1 of which may be a hooded merganser. The possession limit for ducks and mergansers is twice the daily bag limit.

GEESE - Bag Limit - The daily bag limit for geese is now separated by species as follows: 10 snow/blue geese, 2 Canada geese, 2 white-fronted geese and 2 brants. There is no longer an overall bag or possession limit on geese in general.



Illinois Department of Natural Resources
 Division of Wildlife Resources • Lincoln Tower Plaza
 524 South Second Street • Springfield, IL 62701-1787 • 217/782-6384

LICENSES, STAMPS, AND PERMITS

Hunters must have a current, valid hunting license and Federal and State Migratory Waterfowl Stamps in their possession at all times when afield. All required State stamps must be signed or affixed on the hunting license in the appropriate space. Federal stamps must be signed in ink across the face of the stamp. Please refer to the 1996-97 Digest of Hunting & Trapping Regulations for exemptions and further information.

Annual Fees Are (including agent's fees):
 Resident Hunting License \$ 7.50
 Non-resident Hunting License 5 day/regular \$28.75/\$50.75
 Resident Senior Hunting License \$ 4.00
 State Waterfowl Stamp and
 Canada Goose Hunting Permit for
 Northern and Central IL Quota Zones \$10.50¹
 Federal Waterfowl Stamp \$15.00²
 Sportsman's License (hunt-fish) \$19.25

¹ Canada goose permit must be issued with state waterfowl stamp and must have the same number as the stamp entered on it.
² Does not include agent's fee which may be 50¢ or 75¢.

A State Habitat Stamp is NOT required to hunt waterfowl.

IF YOU WANT TO HUNT WATERFOWL IN ILLINOIS AND YOU ARE:

YOU NEED:	under 16	16-64	65 & Older	Disabled	Service man	Landowner
Hunting License	X	X	X			
Federal Waterfowl Stamp		X	X	X	X	X
State Waterfowl Stamp		X	X			
Harvest Information Program (HIP) Registration Number ¹	X	X	X			

¹ To hunt migratory gamebirds (ducks, geese, coots, mergansers, woodcock, snipe and rails), Lifetime license holders are exempt.
² For the purpose of this section, "DISABLED" - disabled American veterans with at least 10% service related disabilities or disabled persons certified under the Illinois Identification Card Act as having a Type 1 or Type 4, Class 2 disability, "SERVICEMAN" - persons on leave from the Armed Services, having entered the military as an Illinois resident, "LANDOWNER" (or tenant) - those persons and their children, parents, brothers, and sisters permanently residing on their land and hunting on that land.

YOUTH WATERFOWL HUNTING DAY¹

SPECIES	DATES	HOURS	DAILY LIMIT	POSSESSION LIMIT
Ducks	North Oct. 5, 1996	½ hour before sunrise to sunset	5 (See section on Bag Limits)	2 x daily limit
Mergansers	Central Oct. 19, 1996		5 (See section on Bag Limits)	2 x daily limit
Coots	South Nov. 2, 1996		15	30

¹Youth Waterfowl Hunting Day Regulations

- Youth hunters must be 15 years of age or younger and must have a hunting license and HIP registration number unless hunting on property where they reside.
- Only ducks, mergansers and coots may be taken in addition to other game in season.
- An adult at least 18 years of age must accompany the youth hunter into the field. This adult cannot hunt ducks, coots or mergansers but can participate in other open seasons.
- Goose season is closed during the Youth Waterfowl Hunting Day in respective zones.

Figure 6. Hunting regulations in effect during the regular duck and goose hunting seasons in Illinois in 1996-97.

Figure 7. The permit required to hunt Canada geese in 18 Quota Zone Counties in the North and Central Waterfowl Zones during the 1996-97 season (see Fig. 6).

1996 ILLINOIS PERMIT TO HUNT CANADA GEESE IN THE NORTHERN & CENTRAL ILLINOIS QUOTA ZONES

This permit authorizes the person named below to hunt and possess Canada geese in accordance with State and Federal waterfowl regulations. This permit must be in possession of the person named below while hunting Canada geese. Failure to possess this permit while hunting in designated counties is a Class B misdemeanor punishable by fines of up to \$500 and could result in revocation of your hunting license for up to five years. This permit and permit number are not transferable. It is unlawful to be in possession of another person's goose permit while hunting Canada geese.

Immediately upon taking possession of a Canada goose during seasons starting after September 30 in the Northern and Central Illinois Quota Zones you must validate on back by punching with a ballpoint pen or pencil the date of each kill. Punch one date for each Canada goose taken on that date. You must also report each Canada goose killed by calling toll free: 1-800-WET-LAND (938-5263) (TDD accessible) within 24 hours of the kill. Have this card handy when calling. If you have problems with this system, please call the Division of Wildlife Resources at (217)782-6384 from 8:30 a.m.-5:00 p.m., Monday-Friday.

Permittee's Name _____
Date of Birth (Month, Day, Year) _____
Signature of Permittee _____

Northern Illinois Quota Zone: DuPage, Kane, Lake, McHenry and those portions of LaSalle and Will Counties north of I-80.

Central Illinois Quota Zone: Calhoun, Cass, Fulton, Jersey, Knox, Mason, Morgan, Peoria, Pike, Tazewell, Woodford, and those portions of LaSalle, Will and Grundy Counties south of I-80.

This permit is valid only when all information requested on both sides is completed with signature affixed.
Illinois Department of Natural Resources

IL 422-0870

1996 ILLINOIS PERMIT TO HUNT CANADA GEESE

1996 ILLINOIS WATERFOWL STAMP NO.

MONTH	DATE															MONTH	DATE																
OCT.	1	2	3	4	5	6	7	8	9	10	11	12	13	14	15	DEC.	1	2	3	4	5	6	7	8	9	10	11	12	13	14	15		
	1	2	3	4	5	6	7	8	9	10	11	12	13	14	15		1	2	3	4	5	6	7	8	9	10	11	12	13	14	15		
	1	2	3	4	5	6	7	8	9	10	11	12	13	14	15		1	2	3	4	5	6	7	8	9	10	11	12	13	14	15		
	16	17	18	19	20	21	22	23	24	25	26	27	28	29	30	31		16	17	18	19	20	21	22	23	24	25	26	27	28	29	30	31
	16	17	18	19	20	21	22	23	24	25	26	27	28	29	30	31		16	17	18	19	20	21	22	23	24	25	26	27	28	29	30	31
	16	17	18	19	20	21	22	23	24	25	26	27	28	29	30	31		16	17	18	19	20	21	22	23	24	25	26	27	28	29	30	31
NOV.	1	2	3	4	5	6	7	8	9	10	11	12	13	14	15	JAN.	1	2	3	4	5	6	7	8	9	10	11	12	13	14	15		
	1	2	3	4	5	6	7	8	9	10	11	12	13	14	15		1	2	3	4	5	6	7	8	9	10	11	12	13	14	15		
	1	2	3	4	5	6	7	8	9	10	11	12	13	14	15		1	2	3	4	5	6	7	8	9	10	11	12	13	14	15		
	16	17	18	19	20	21	22	23	24	25	26	27	28	29	30		16	17	18	19	20	21	22	23	24	25	26	27	28	29	30	31	
	16	17	18	19	20	21	22	23	24	25	26	27	28	29	30		16	17	18	19	20	21	22	23	24	25	26	27	28	29	30	31	
	16	17	18	19	20	21	22	23	24	25	26	27	28	29	30		16	17	18	19	20	21	22	23	24	25	26	27	28	29	30	31	

Use a ballpoint pen or pencil to punch date of each kill. You must also report each kill by calling 1-800-WET-LAND (938-5263) within 24 hours of each kill.

Appendix A

Harvests of Canada geese and snow geese by county, zone, and administrative region in Illinois during the 1994-1996 seasons.

Table A1. Harvest of Canada geese by waterfowl zone and county during the regular goose season in Illinois in 1994-95 through 1996-97. Due to rounding to whole numbers, some small discrepancies may occur in these data.

County	1994-95	1995-96	1996-97	Mean
North Waterfowl Zone				
Boone	64	0	140	68
Bureau ^a	432	425	127	328
Carroll	206	451	0	219
Cook	271	1,070	1,003	781
DeKalb	77	116	38	77
DuPage	541	1,018	800	786
JoDaviess	26	39	13	26
Kane	1,585	1,108	1,067	1,253
Kendall	206	387	127	240
LaSalle ^b	120	150	160	143
Lake	1,379	1,791	1,397	1,522
Lee	52	296	140	163
McHenry	2,591	1,418	2,057	2,022
Ogle	39	129	0	56
Rock Island ^a	181	206	127	171
Stephenson	168	52	279	166
Whiteside	412	348	102	287
Will ^b	232	417	721	457
Winnebago	799	2,113	876	1,263
North Zone Total	9,381	11,534	9,174	10,030
Central Waterfowl Zone				
Adams	180	528	559	422
Brown	39	0	0	13
Bureau ^a	432	425	127	328
Calhoun	296	309	686	430
Cass	322	309	216	282
Champaign	258	0	317	192
Christian	477	64	330	290
Clark ^c	0	20	70	30
Coles	64	13	51	43
Cumberland	0	0	0	0
DeWitt	142	193	292	209
Douglas	26	39	51	39
Edgar	39	0	0	13
Ford	103	116	0	73
Fulton	5,026	8,802	5,079	6,302
Greene	90	245	0	112
Grundy	245	335	1,130	570
Hancock	142	0	38	60
Henderson	335	296	470	367
Henry	516	464	1,244	741

Table A1 - continued.

Table A1. Continued - page 2.

County	1994-95	1995-96	1996-97	Mean
Central Waterfowl Zone (continued)				
Iroquois	0	26	89	38
Jersey	129	219	609	319
Kankakee	528	464	368	453
Knox	992	670	1,130	931
LaSalle ^b	240	300	324	288
Livingston	516	1,031	89	545
Logan	90	26	63	60
Macon	129	39	305	158
Macoupin	593	284	241	373
Madison	309	619	990	639
Marshall	129	1,005	419	518
Mason	554	1,058	622	745
McDonough	26	541	0	189
McLean	219	309	190	239
Menard	180	39	0	73
Mercer	528	77	38	214
Monroe	129	348	190	222
Montgomery	26	77	38	47
Morgan	271	657	241	390
Moultrie	103	206	127	145
Peoria	516	889	533	646
Piatt	52	0	13	22
Pike	258	567	622	482
Putnam	155	52	63	90
Rock Island ^a	181	206	127	171
Sangamon	232	219	89	180
Schuyler	13	283	178	158
Scott	206	90	0	99
Shelby	0	451	13	155
St. Clair ^c	780	1,218	610	869
Stark	77	168	114	120
Tazewell	838	503	254	532
Vermilion	450	747	63	420
Warren	129	77	0	69
Will ^b	464	834	1,463	920
Woodford	309	232	190	244
Central Zone Total	19,083	26,689	21,065	22,279

Table A1 - continued.

Table A1. Continued - page 3.

County	1994-95	1995-96	1996-97	Mean
South Waterfowl Zone				
Bond	168	0	102	90
Clark ^c	0	20	70	30
Clay	0	103	0	34
Clinton	387	335	165	296
Crawford	26	0	0	9
Edwards	0	39	0	13
Effingham	0	0	0	0
Fayette	2,126	1,418	609	1,384
Gallatin	26	0	51	26
Hamilton	13	0	0	4
Hardin	0	0	0	0
Jasper	0	644	51	232
Johnson	0	580	229	270
Lawrence	90	0	25	38
Marion	52	206	0	86
Massac	52	387	51	163
Perry	1,378	3,183	1,498	2,020
Pope	0	77	0	26
Pulaski	206	451	381	346
Randolph	438	1,508	495	814
Richland	168	64	38	90
Saline	528	361	470	453
St. Clair ^c	780	1,218	610	869
Wabash	52	155	0	69
Washington	52	619	25	232
Wayne	180	1,070	292	514
White	0	13	267	93
Subtotal	6,722	12,451	5,429	8,201
Rend Lake Quota Zone	6,573	5,877	5,028	5,826
Southern IL Quota Zone	25,956	35,414	25,091	28,820
South Zone Total	39,251	53,742	35,548	42,847
Unknown	75	513	76	221
Statewide Total	67,790	92,478	65,864	75,377

^a50% in North Zone and 50% in Central Zone.

^b33% in North Zone and 67% in Central Zone.

^c50% in Central Zone and 50% in South Zone.

Table A2. Harvest of Canada geese by administrative region and county during the regular goose season in Illinois in 1994-95 through 1996-97. Due to rounding to whole numbers, some small discrepancies may occur in these data.

County	1994-95	1995-96	1996-97	Mean
Administrative Region 1A				
Boone	64	0	140	68
Carroll	206	451	0	219
DeKalb	77	116	38	77
Jo Daviess	26	39	13	26
Lee	52	296	140	163
Ogle	39	129	0	56
Stephenson	168	52	279	166
Whiteside	412	348	102	287
Winnebago	799	2,113	876	1,263
Region 1A Total	1,843	3,544	1,587	2,325
Administrative Region 1B				
Bureau	864	850	254	656
Fulton	5,026	8,802	5,079	6,302
Henderson	335	296	470	367
Henry	516	464	1,244	741
Knox	992	670	1,130	931
LaSalle	360	450	483	431
Marshall	129	1,005	0	378
McDonough	26	541	419	329
Mercer	528	77	38	214
Peoria	516	889	533	646
Putnam	155	52	63	90
Rock Island	362	412	254	343
Stark	77	168	114	120
Tazewell	838	503	254	532
Warren	129	77	0	69
Woodford	309	232	190	244
Region 1B Total	11,162	15,488	10,527	12,392
Administrative Region 2				
Cook	271	1,070	1,003	781
DuPage	541	1,018	800	786
Grundy	245	335	1,130	570
Kane	1,585	1,108	1,067	1,253
Kankakee	528	464	368	453
Kendall	206	387	127	240
Lake	1,379	1,791	1,397	1,522
McHenry	2,591	1,418	2,057	2,022
Will	696	1,251	2,184	1,377
Region 2 Total	8,042	8,842	10,133	9,005

Table A2 - continued.

Table A2. Continued - page 2.

County	1994-95	1995-96	1996-97	Mean
Administrative Region 3A				
Adams	180	528	559	422
Brown	39	0	0	13
Calhoun	296	309	686	430
Cass	322	309	216	282
Christian	477	64	330	290
Greene	90	245	0	112
Hancock	142	0	38	60
Jersey	129	219	609	319
Logan	90	26	63	60
Macoupin	593	284	241	373
Mason	554	1,058	622	745
Menard	180	39	0	73
Montgomery	26	77	38	47
Morgan	271	657	241	390
Pike	258	567	622	482
Sangamon	232	219	89	180
Schuyler	13	283	178	158
Scott	206	90	0	99
Region 3A Total	4,098	4,974	4,533	4,535
Administrative Region 3B				
Champaign	258	0	317	192
Clark	0	40	140	60
Coles	64	13	51	43
Cumberland	0	0	0	0
DeWitt	142	193	292	209
Douglas	26	39	51	39
Edgar	39	0	0	13
Ford	103	116	0	73
Iroquois	0	26	89	38
Livingston	516	1,031	89	545
Macon	129	39	190	119
McLean	219	309	305	278
Moultrie	103	206	127	145
Piatt	52	0	13	22
Shelby	0	451	13	155
Vermilion	450	747	63	420
Region 3B Total	2,101	3,210	1,740	2,350

Table A2 - continued.

Table A2. Continued - page 3.

County	1994-95	1995-96	1996-97	Mean
Administrative Region 4				
Bond	168	0	102	90
Clinton	387	335	165	296
Madison	309	619	990	639
Monroe	129	348	190	222
Randolph	438	1,508	495	814
St. Clair	1,560	2,436	1,219	1,738
Washington	52	619	25	232
Region 4 Total	3,043	5,865	3,187	4,032
Administrative Region 5				
Clay	0	103	0	34
Crawford	26	0	0	9
Edwards	0	39	0	13
Effingham	0	0	0	0
Fayette	2,126	1,418	609	1,384
Gallatin	26	0	51	26
Hamilton	13	0	0	4
Hardin	0	0	0	0
Jasper	0	644	51	232
Johnson	0	580	229	270
Lawrence	90	0	25	38
Marion	52	206	0	86
Massac	52	387	51	163
Perry	1,378	3,183	1,498	2,020
Pope	0	77	0	26
Pulaski	206	451	381	346
Richland	168	64	38	90
Saline	528	361	470	453
Wabash	52	155	0	69
Wayne	180	1,070	292	514
White	0	13	267	93
Subtotal	4,897	8,751	3,962	5,870
Rend Lake Quota Zone	6,573	5,877	5,028	5,826
Southern IL Quota Zone	25,956	35,414	25,091	28,820
Region 5 Total	37,426	50,041	34,081	40,516
Unknown	75	513	76	221
Statewide Total	67,790	92,478	65,864	75,377

Table A3. Harvest of snow geese by waterfowl zone and county during the regular goose season in Illinois in 1996-97. Due to rounding to whole numbers, some small discrepancies may occur in these data.

County	1996-97
North Waterfowl Zone	
Boone	0
Bureau ^a	0
Carroll	0
Cook	0
DeKalb	0
DuPage	0
JoDaviess	0
Kane	0
Kendall	0
LaSalle ^b	0
Lake	0
Lee	0
McHenry	0
Ogle	0
Rock Island ^a	0
Stephenson	0
Whiteside	0
Will ^b	0
Winnebago	0
North Zone Total	0
Central Waterfowl Zone	
Adams	0
Brown	0
Bureau ^a	0
Calhoun	38
Cass	0
Champaign	0
Christian	0
Clark ^c	25
Coles	0
Cumberland	0
DeWitt	0
Douglas	0
Edgar	0
Ford	0
Fulton	13
Greene	0
Grundy	0
Hancock	0

Table A3 - continued.

Table A3. Continued - page 2.

County	1996-97
Central Waterfowl Zone (continued)	
Henderson	0
Henry	0
Iroquois	0
Jersey	0
Kankakee	0
Knox	0
LaSalle ^b	0
Livingston	13
Logan	0
Macon	0
Macoupin	0
Madison	25
Marshall	0
Mason	0
McDonough	0
McLean	0
Menard	0
Mercer	0
Monroe	13
Montgomery	0
Morgan	0
Moultrie	0
Peoria	0
Piatt	0
Pike	76
Putnam	13
Rock Island ^a	0
Sangamon	0
Schuyler	0
Scott	0
Shelby	0
St. Clair ^c	38
Stark	0
Tazewell	13
Vermilion	0
Warren	0
Will ^b	0
Woodford	0
Central Zone Total	267

Table A3 - continued.

Table A3. Continued - page 3.

County	1996-97
South Waterfowl Zone	
Bond	25
Clark ^c	25
Clay	0
Clinton	0
Crawford	0
Edwards	0
Effingham	0
Fayette	432
Gallatin	0
Hamilton	0
Hardin	0
Jasper	0
Johnson	25
Lawrence	0
Marion	0
Massac	0
Perry	216
Pope	0
Pulaski	762
Randolph	51
Richland	0
Saline	25
St. Clair ^c	38
Wabash	0
Washington	25
Wayne	102
White	13
Subtotal	1,739
Rend Lake Quota Zone	559
Southern IL Quota Zone	1,498
South Zone Total	3,796
Unknown	0
Statewide Total	4,063

^a50% in North Zone and 50% in Central Zone.

^b33% in North Zone and 67% in Central Zone.

^c50% in Central Zone and 50% in South Zone.